

Review Article

Volume 15 Issue 04

April 2026

A CONSOLIDATED REVIEW OF GASTROINTESTINAL SYMPTOMS OF 75 INDIAN HOMOEOPATHIC REMEDIES

Dr. Bainu Sharma¹, *Dr. Dwarampudi Santhoshi Meghana², Dr. Lingineni Rohit³.

JIMS Homoeopathic Medical College And Hospital, Sriramnagar, Muchintal (V) Palamakula P.O. Shamshabad(M), Ranga Reddy Dist., Telangana State -509325.

¹Professor, Department of Homoeopathic Materia Medica.

²*Corresponding Author, PG Scholar, Department of Homoeopathic Materia Medica.

Email ID: meghanadwarampudi@gmail.com

³PG Scholar, Department of Homoeopathic Materia Medica.

ABSTRACT:

Indian homoeopathic drugs demonstrate a distinct sphere of action on the gastrointestinal system, influencing processes such as digestion, absorption, and elimination. Derived from indigenous sources and supported by proving's and clinical experience, these remedies are applicable in a wide range of gastrointestinal disturbances, including altered appetite, dyspepsia, gastric irritability, abdominal distension, and bowel irregularities.

Their characteristic symptomatology—comprising peculiar sensations, modalities, and individualized expressions—serves as a reliable guide for remedy selection. In homoeopathy, gastrointestinal symptoms often reflect both local dysfunction and underlying systemic imbalance, and these remedies act at a functional level to restore digestive equilibrium.

By improving digestive efficiency, regulating bowel function, and relieving discomfort, Indian homoeopathic drugs contribute to overall well-being. Thus, they hold a significant place in individualized homoeopathic management of gastrointestinal disorders.

KEYWORDS: Gastrointestinal symptoms, Homoeopathy, Indian drugs, Literature review, Materia Medica

INTRODUCTION:

Homoeopathy, an established therapeutic system in India, emphasizes individualized treatment based on the totality of symptoms, with gastrointestinal manifestations forming an important component of clinical evaluation. Disturbances in digestion and bowel function

are commonly encountered in practice and often reflect both functional derangements and broader systemic imbalance.



This article presents a review of the gastrointestinal symptomatology of Indian homoeopathic drugs in conditions such as dyspepsia, hyperacidity, abdominal bloating, constipation, and diarrhoeal disorders. Indigenous remedies described in classical *Materia Medica*, including those derived from native medicinal plants, demonstrate significant affinity for various aspects of digestive physiology, including appetite regulation, gastric function, and intestinal motility.



Characteristic features such as altered food preferences, peculiar abdominal sensations, and modality-dependent variations play a key role in remedy selection. These symptom expressions enable differentiation among remedies and support individualized prescribing. By addressing functional disturbances and promoting digestive balance, Indian homoeopathic drugs contribute to a holistic approach in gastrointestinal care. Their continued use in clinical practice underscores their relevance, while further systematic documentation may enhance their scientific validation and therapeutic scope.



A comprehensive understanding of gastrointestinal symptoms associated with these drugs is essential for their effective application in clinical practice. However, the lack of a consolidated reference makes it challenging for students and practitioners to access and utilize this information efficiently.



This literature review attempts to compile and organize the gastrointestinal symptoms of around 75 Indian drugs from four authoritative sources. By presenting the information in a structured and systematic manner, it seeks to enhance accessibility, facilitate learning, and promote the clinical use of indigenous remedies



Sl. No	Drug name	Common name, Family, Parts Used	GI symptoms
1	<i>Abelmoschus moschatus</i>	C.N: Musk mallow, Musk okra F: Malvaceae P: Seeds	Mouth <ul style="list-style-type: none"> • Excessive salivation with subjective dryness of mouth • Saliva thick and sticky • Difficulty in speaking due to maxillary trismus • Dysphagia • Gums swollen with offensive odor from mouth (gingivitis) Stomach


			<ul style="list-style-type: none"> • Pain in epigastrium • Desire for food and cold drinks Abdomen <ul style="list-style-type: none"> • Distension of abdomen
2.	<p><i>Abroma augusta</i></p> 	<p>C.N: Olat kambal, Devil's cotton</p> <p>F: Sterculiaceae</p> <p>P: Roots, leaves</p>	Mouth <ul style="list-style-type: none"> • Almost constant dryness of mouth with insatiable thirst • Drinks large quantities of cold water, yet dryness persists • Buccal cavity, tongue, and lips dry; lips pale or bluish • Tongue clean and dry • Speech feeble and indistinct • Painful swallowing Appetite <ul style="list-style-type: none"> • Unnatural, insatiable appetite; cannot be satisfied • Frequent desire to eat; can eat soon after a full meal • Desire for sweets, acids, fish, meat, rice, bread • Hunger associated with faintness and weakness • Continuous tendency to take food Stomach <ul style="list-style-type: none"> • Marked hunger with faint feeling • Sensation of emptiness in stomach; food does not satisfy or stay long • Eats at any time with good relish • Desire for all kinds of food and liquids • Absence of dyspeptic symptoms (no acidity, heartburn, eructations, or fullness) Abdomen <ul style="list-style-type: none"> • Flatulence with distension • Pain in abdomen during peristalsis • Free passage of flatus Stool <ul style="list-style-type: none"> • Constipation with hard, lumpy, knotty stool • Stool brownish or blackish in color • Passage with much straining • Dryness of rectum; stool difficult to expel • Irregular bowel habit; no daily stool, tendency to obstinate constipation
3	<i>Abrus precatorius</i>	<p>C.N: Indian liquorice/ crab's eye vine</p>	Mouth: Aphthae Rectum: Crawling sensation in the rectum due to worms.



		<p>F: Leguminosae P: seed</p>	
4	<p><i>Acalypha indica</i></p> 	<p>C.N: Indian nettle F: Euphorbiaceae P: Whole plant</p>	<p>Mouth</p> <ul style="list-style-type: none"> • Vesicular, papular, and aphthous eruptions on lips and oral mucosa • Ulceration with rawness, burning, and sensitivity (< touch, cold water) • Lips cracked, bleed on opening mouth; eruptions ooze watery fluid mixed with blood • Profuse, offensive salivation, even during sleep (wetting pillow) • Tongue swollen, with dirty coating and burning papillae • Gums swollen, bleeding; painful chewing • Toothache < eating, cold; > heat, pressure • Sour taste <p>Stomach & Oesophagus</p> <ul style="list-style-type: none"> • Burning in pharynx, oesophagus, and stomach • Persistent vomiting after meals • Epigastric griping pain with tenderness → followed by weakness • Burning in epigastrium (periodic; < noon to afternoon) <p>Abdomen</p> <ul style="list-style-type: none"> • Marked burning in intestines • Rumbling, distension, and flatulence (offensive, noisy) • Griping, colicky, cramping pains with tenesmus and bearing-down sensation • Pain < pressure, bending, walking; > lying on back, passing flatus or stool • Pain associated with weakness, nausea, sweating • Intermittent cutting, stitching, and dull aching pains • Symptoms often < morning, evening, after stool <p>Rectum & Stool</p> <ul style="list-style-type: none"> • Spluttering diarrhoea with forcible expulsion of noisy flatus • Stool black, mucoid, frothy, offensive, sometimes bloody • Frequent loose stools (yellow, watery, undigested) at short intervals • Stool accompanied by tenesmus, nausea, vomiting, weakness • Burning in rectum after stool with debility


			<ul style="list-style-type: none"> • Ineffectual urging; unsatisfactory evacuation • Alternating with constipation: hard, ball-like, scanty stool with straining • Rectal haemorrhage (profuse, dark/clotted; < morning, on straining, after stool) • Tympanic abdomen with stool complaints • Involuntary stool (midnight) • Diarrhoea in children with milk intolerance
5	<p><i>Achyranthes aspera</i></p> 	<p>C.N: Blood leaf F: Amaranthaceae P: Whole plant</p>	<p>Mouth</p> <ul style="list-style-type: none"> • Insipid taste; becomes bad and bitter in the morning. <p>Stomach</p> <ul style="list-style-type: none"> • Burning sensation with heat in stomach • Nausea with persistent urging to vomit • Repeated vomiting; watery regurgitation • Pain in stomach <p>Abdomen</p> <ul style="list-style-type: none"> • Rumbling in bowels • Heat and burning in abdomen, especially lower abdomen • Spasmodic colic due to indigestion • Pain in right and left hypochondria • Enlargement of liver and spleen with burning sensation <p>Stool / Rectum</p> <ul style="list-style-type: none"> • Acute diarrhoea and choleric stools • Stool watery, profuse, yellowish, mixed with mucus flakes • Diarrhoea may progress to dysentery with pain and blood • Frequent stools with rectal pain • Bleeding from piles • Very loose, copious stools with excessive thirst. <p>General Associated Features</p> <ul style="list-style-type: none"> • Excessive thirst • Nausea and vomiting accompanying diarrhoea
6	<p><i>Acorus calamus</i></p> 	<p>C.N: Sweet flag F: Acoraceae P: Roots</p>	<p>Mouth</p> <ul style="list-style-type: none"> • Dry mouth and tongue with anxiety • Offensive odour from mouth • Teething pains <p>Stomach</p> <ul style="list-style-type: none"> • Loss of appetite (anorexia) • Indigestion with sense of fullness and lump-like oppression in stomach • Dryness of stomach • Heartburn; disturbed acidity (hypo- or hyperacidity) • Nausea and vomiting • Indicated in gastritis and peptic ulcer conditions <p>Abdomen</p>


			<ul style="list-style-type: none"> • Distension with flatulence and gurgling • Chronic gastroenteritis; mucous colitis • Sensation of coldness in intestines Rectum & Stool <ul style="list-style-type: none"> • Diarrhoea with chills and fatigue • Haemorrhoids with pain in rectum
7	<p><i>Aegle folia</i></p> 	<p>C.N: Bilwa patra F: Rutaceae P: Leaves</p>	Mouth / Tongue <ul style="list-style-type: none"> • Water brash • Tongue dry, reddish, sometimes with white coating Appetite <ul style="list-style-type: none"> • Loss of appetite (anorexia) • Desire for cold water Stomach <ul style="list-style-type: none"> • Indigestion; dyspepsia with acidity • Belching, hiccough, nausea • Colicky pain in upper abdomen with sensitiveness • Associated anaemia Abdomen <ul style="list-style-type: none"> • Flatulence with loud expulsion of flatus (< afternoon) • Abdominal colic • Distension; may be associated with dropsical condition Rectum & Stool <ul style="list-style-type: none"> • Alternating diarrhoea and constipation • Constipation with hard stool mixed with mucus • Loose stools in dysenteric conditions (amoebic and bacillary dysentery) • Piles (bleeding) with rectal pain • Constipation especially in elderly patients
8	<p><i>Aegle marmelos</i></p> 	<p>C.N: Bael/ Golden apple F: Rutaceae P: Whole plant</p>	Characteristic Clinical Sphere <ul style="list-style-type: none"> • Chronic gastro-intestinal catarrh • Post-dysenteric states (especially after bacillary dysentery) • Marked tendency to flatulent colic Mouth <ul style="list-style-type: none"> • Aphthae with difficulty in eating • Dryness of mouth with excessive thirst • Altered taste Stomach <ul style="list-style-type: none"> • Loss of appetite; indigestion with sour eructation • Acidity with burning in stomach and chest (heartburn) • Pain in epigastrium and left hypochondria with sensation of a ball • Burning epigastric pain with distension and flatulence • Symptoms < empty stomach, after eating, fried food; < night • Nausea and vomiting after eating Abdomen



			<ul style="list-style-type: none"> • Marked flatulence with distension and heaviness • Rumbling; gaseous accumulation • Cutting, cramping, colicky pains (especially umbilical region) • Pain < after eating, before stool; > passing stool or flatus, eructation • Associated anxiety and restlessness • Distension relieved by passage of flatus <p>Rectum & Stool</p> <ul style="list-style-type: none"> • Alternating diarrhoea and constipation (chronic dysenteric tendency) • Constipation: dry, hard, scanty stool with straining • Frequent urging; stool passes with difficulty • Diarrhoea: loose, semi-liquid stool mixed with blood and mucus • Tenesmus with mucus passage • Unsatisfactory evacuation • Haemorrhoids: swollen, painful, bleeding (bright red) with burning and itching • Stool irregular, changeable; < after eating
9	<p><i>Allium cepa</i></p> 	<p>C.N: Onion F: Liliaceae P: Whole plant</p>	<p>Appetite & Thirst</p> <ul style="list-style-type: none"> • Tremendous appetite • Increased thirst <p>Stomach & Abdomen</p> <ul style="list-style-type: none"> • Flatulence with rumbling in bowels • Passage of hot flatus <p>Stool</p> <ul style="list-style-type: none"> • Constipation
10	<p><i>Allium sativa</i></p> 	<p>C.N: Garlic F: Liliaceae P: Bulbs</p>	<p>Characteristic Clinical Sphere</p> <ul style="list-style-type: none"> • Chronic dyspepsia of meat eaters • Complaints from dietary excess or irregularity • Marked sensitivity of digestion to even slight changes in diet <p>Mouth</p> <ul style="list-style-type: none"> • Sweetish taste and copious sweetish saliva, especially after meals • Sensation as of a hair on the tongue (troublesome, recurrent) • Dryness of mouth and tongue; tongue pale, furred white, with effaced papillae • Aphthae, sores; swelling of gums • Offensive odour from mouth • Mouth symptoms aggravated by reading <p>Appetite & Thirst</p> <ul style="list-style-type: none"> • Voracious appetite; tendency to overeat


			<ul style="list-style-type: none"> • Desire for animal food (meat, butter) • Excessive thirst (may disturb sleep) • Complaints from overeating, impure food/water Stomach <ul style="list-style-type: none"> • Chronic dyspepsia, especially in old, fleshy individuals • Burning in stomach with heartburn; sensitive to pressure • Eructation burning, often after meals → excite salivation • Sensation of weight or stone in epigastrium • Heaviness after eating with drowsiness • Symptoms < after eating, dietary irregularities; > bending forward, pressure • Vomiting; belching after slightest change in diet Rectum & Stool <ul style="list-style-type: none"> • Irregular bowel habit: constipation alternating with diarrhoea • Constipation with dull abdominal pain • Diarrhoea from slight dietary change; early morning (~3 AM) with cutting pains • Stool may be initially formed → then watery, hot • Urgent stool after meals; sometimes delayed till evening • Involuntary stools • Haemorrhoids with prolapse, may be associated with worms • Burning heat in rectum during stool
11	<i>Andersonia/ amoora rohitaka</i> 	C.N: Amoora Rohitaka F: Eparidaceae P: Whole plant	Mouth / Taste <ul style="list-style-type: none"> • Insipid taste, becoming bad and bitter in the morning • Tongue dry with yellow coating • Thirst for cold water Stomach <ul style="list-style-type: none"> • Burning sensation with heat in stomach • Nausea with persistent urging to vomit • Vomiting; watery regurgitation (water brash) • Spasmodic colic due to indigestion Abdomen <ul style="list-style-type: none"> • Heat and burning in abdomen, especially lower abdomen • Pain in right and left hypochondria • Enlargement of liver and spleen with tenderness/stiffness • Splenic pain, especially on left side • May be associated with fever and dyspnoea Rectum & Stool <ul style="list-style-type: none"> • Constipation with loss of normal urge • Stool difficult, painful; hard with mucus • Piles • Occasionally alternating with diarrhoea



12	<p><i>Andrographis paniculata</i></p> 	<p>C.N: Kalmegh F: Acanthaceae P: Whole plant.</p>	<p>Characteristic Clinical Sphere</p> <ul style="list-style-type: none"> • Hepatic disorders with jaundice • Infantile liver derangements • GI complaints associated with worm infestations • Alternating bowel habit with ineffectual urging <p>Mouth / Tongue / Throat</p> <ul style="list-style-type: none"> • Bitter taste with dryness and burning in throat • Tongue white or yellow coated • Sticky salivation with halitosis <p>Appetite & Stomach</p> <ul style="list-style-type: none"> • Loss of appetite; no hunger • Nausea with occasional eructations and heartburn • Burning in chest and throat • Symptoms relieved by warm food and eating <p>Abdomen</p> <ul style="list-style-type: none"> • Heaviness with burning and heat in abdomen • Marked liver involvement: enlargement, tenderness, pain on pressure • Jaundice (especially infantile; hepatic and gall-bladder dysfunction) • Flatulence • Splenic enlargement • Worm affections (notably in children) <p>Rectum & Stool</p> <ul style="list-style-type: none"> • Alternating diarrhoea and constipation • Frequent ineffectual urging for stool • Constipation: black, hard, pellet-like stool; clay-coloured stool • Diarrhoea: yellow, bilious loose stools (especially in infants) • Tendency to costiveness • Irritation of rectum • Dysentery following diarrhoea or dietary indiscretion (e.g., spicy food)
13	<p><i>Arctium lappa</i></p> 	<p>C.N: Burdock F: Compositae P: Roots</p>	<p>Mouth / Tongue</p> <ul style="list-style-type: none"> • Tongue white coated (morning), thick and flabby • Bitter taste <p>Appetite & Thirst</p> <ul style="list-style-type: none"> • Variable appetite: alternates between loss and ravenous hunger • Hungry but feels oppressed after eating small quantity • Appetite poor in hot weather • Thirst in evening (not relieved by soda water) <p>Stomach</p> <ul style="list-style-type: none"> • Nausea (morning; after eating; with abdominal pain)



			<ul style="list-style-type: none"> • Flatulent dyspepsia with inodorous belching • “Gone” or empty feeling < before meals; > open air • Pain extending to right hypochondria • Nausea associated with frequent stools (forenoon) <p>Abdomen</p> <ul style="list-style-type: none"> • Rumbling, rolling, and uneasiness in abdomen • Pain in hepatic region with tenderness • Bearing-down pain before stool • Pain in hypogastrium, left groin, and above pubes (after meals) • Heaviness and soreness, especially in right side <p>Rectum & Stool</p> <ul style="list-style-type: none"> • Frequent yellow loose stools, especially in forenoon • Diarrhoea with griping and nausea • Sensation of approaching diarrhoea even with normal stool • Alternation of diarrhoea with rheumatic symptoms
14	<p><i>Arjuna /terminalia arjuna</i></p> 	<p>C.N: Arjuna F: Combretaceae P: Bark</p>	<p>Mouth</p> <ul style="list-style-type: none"> • Dryness of mouth with bitter or tasteless sensation • Thirst, especially at night • Increased salivation at night with sour taste • Aphthae on tongue, painful, > holding cold water <p>Appetite & Thirst</p> <ul style="list-style-type: none"> • Loss of appetite, yet increased appetite at night • Desire for warm drinks at night • Thirst for cold water and juicy things • Appetite and thirst may be paradoxical/variable <p>Stomach</p> <ul style="list-style-type: none"> • Nausea • Pain in stomach < eating, motion, night; > lying down, after evening (≈8:30 PM) • Sensation of fullness with emptiness (alternating) <p>Abdomen</p> <ul style="list-style-type: none"> • Griping and colicky pains (especially umbilical and left hypochondria) • Pain > passing stool; < walking, after milk • Heaviness in right iliac region • Pain > rubbing, lying down • Associated giddiness with colic <p>Rectum & Stool</p> <ul style="list-style-type: none"> • Early morning diarrhoea with rumbling, gurgling, and flatulence • Stool undigested, yellow, sour smelling, frequent (3–4 times/day) • Diarrhoea after milk intake • Ineffectual urging with abdominal pain > after stool


			<ul style="list-style-type: none"> • Associated prostration with thirst and increased appetite • May alternate with constipation
15	<p><i>Atista indica/ Glycosmis pentaphylla</i></p> 	<p>C.N: Ashtabula F: Rutaceae P: Whole plant</p>	<ul style="list-style-type: none"> • Characteristic Clinical Sphere • Worm infestations with GI irritation • Chronic dysentery • Marked combination of canine hunger + aversion to liquids + lime-juice desire • Prominent morning nausea with water-brash and spitting • Mouth / Tongue • Dry mouth with thirst (may be intense during fever) • Tongue white or yellow coated, sometimes ulcerated with teeth imprints • Lips cracked (< morning); gums swollen, bleeding, painful • Constant spitting, especially in morning • Sour or salty water-brash; bitter taste • Appetite & Thirst • Canine hunger with frequent desire to eat • Aversion to liquids; desire for dry food • Strong desire for lime juice, sour things, sweets • Thirst increased, though sometimes variable • Stomach • Nausea with water-brash, especially morning or empty stomach (> after eating, rest) • Vomiting of greenish-yellow mucus (> sour drinks, tea) • Burning, heaviness, and throbbing at epigastrium (< morning, after meals) • Flatulence relieved by eructation • Heartburn (often 3–4 hours after food) • Indigestion, especially worm-related • Abdomen • Severe colicky, gripping pain around umbilicus (may cause faintness) • Rumbling, flatulence, and bursting sensation • Pain < after eating; > rest, hot applications • Pinching pain with expulsion of worms • Burning in liver and spleen region; splenic enlargement and pain • Rectum & Stool • Alternating constipation and diarrhoea • Constipation with hard stool, often with worms, abdominal pain • Diarrhoea: watery, gurgling, or dysenteric (bloody, mucoid)




			<ul style="list-style-type: none"> • Stool pale, earthy, or mixed with blood and mucus • Urgent stool: cannot resist; runs to stool in morning or after meals • Burning in rectum during stool • Colic before stool; diarrhoea < after food, at night
16	<p><i>Atista radix</i></p> 	<p>C.N: Ash sheora F: Rutaceae P: Roots</p>	<p>Characteristic Clinical Sphere</p> <ul style="list-style-type: none"> • Blood dysentery with marked umbilical colic • Worm infestations with colicky pain • Useful in intestinal irritation from travel • Prominent biliary colic with flatulence <p>Stomach & Intestinal Sphere</p> <ul style="list-style-type: none"> • Indicated in gastric and peptic ulcer, acidity, and bilious pain <p>Abdomen</p> <ul style="list-style-type: none"> • Severe colicky pain around the umbilicus • Acts prominently on intestinal tract (upper and lower abdomen) • Colic associated with intestinal worms • Abdominal complaints related to motion/travel (e.g., journey) <p>Rectum & Stool</p> <ul style="list-style-type: none"> • Dysentery (amoebic and bacillary), especially autumnal • Stool may consist of pure blood with intense umbilical pain • Associated diarrhoea with flatulence
17	<p><i>Azadiracta indica/ mella azadirachta</i></p> 	<p>C.N: Neem/ Margosa F: Meliaceae P: Bark</p>	<p>Characteristic Clinical Sphere</p> <ul style="list-style-type: none"> • Marked combination of clammy mouth + salty saliva + scalded tongue • Colic relieved by bending forward • Alternating bowel habit with ineffectual/unsatisfactory stool • Association with worm irritation <p>Mouth / Tongue</p> <ul style="list-style-type: none"> • Clammy mouth with putrid, bitter, or tasteless sensation • Salty saliva; water tastes good despite foul mouth • Tongue burning as if scalded, with prominent enlarged papillae • Difficulty in swallowing, especially water and meat • Offensive breath; pyorrhoea • Thirst variable: often absent, yet may have intense thirst at intervals <p>Appetite & Thirst</p> <ul style="list-style-type: none"> • Appetite may be keen/increased • Thirst irregular: either thirst less or great thirst for large quantities at long intervals


			<p>Stomach</p> <ul style="list-style-type: none"> • Heartburn and water-brash • Burning in epigastrium (pyrosis) • Uneasy sensation in stomach and thorax • Occasional vomiting with watery contents <p>Abdomen</p> <ul style="list-style-type: none"> • Great uneasiness with flatulence and rumbling (borborygmus) • Clutching, twisting colic, especially around umbilicus and epigastrium • Pain obliges bending forward (> bending) • Distension with offensive flatus • Burning sensation in abdomen • Tension in hypochondria <p>Rectum & Stool</p> <ul style="list-style-type: none"> • Constipation: stool small, hard, knotty (“marble-like”), insufficient • Alternation with diarrhoea: copious, soft, semi-solid • Unsatisfactory stool (feeling incomplete) • Burning in bowels • External piles (non-bleeding) • Rectal itching, often worm-related
18	<p><i>Blumea odorata</i></p> 	<p>C.N: Kuksima F: Compositae P: Whole plant</p>	<p>Characteristic Clinical Sphere</p> <ul style="list-style-type: none"> • Marked tendency to haemorrhagic conditions of GI tract <ul style="list-style-type: none"> ○ Bleeding piles ○ Blood dysentery ○ Bleeding associated with ulcerative conditions (gastric/peptic) <p>Abdomen</p> <ul style="list-style-type: none"> • Colicky abdominal pain associated with diarrhoea and dysentery • Pain with frequent urging for stool • May be associated with worm infestation <p>Rectum & Stool</p> <ul style="list-style-type: none"> • Diarrhoea and dysentery with blood • Stool with clots of blood mixed with mucus • Frequent bowel movements with tenesmus • Bleeding piles (profuse haemorrhage) • Passage of mucous, bloody stool with throbbing sensation
19	<i>Balsamoderndrom mukul</i>	<p>C.N: Gugal F: Burseraceae P: Gum</p>	<p>Mouth</p> <ul style="list-style-type: none"> • Weak gums, bleed easily • Offensive breath <p>Appetite & Stomach</p> <ul style="list-style-type: none"> • Abnormal (increased) appetite; constantly seeks food


			<ul style="list-style-type: none"> • Cannot digest food properly → remains lean and emaciated • Irritable when food is not given • Throbbing sensation in stomach Abdomen <ul style="list-style-type: none"> • Enlargement of liver and spleen • Abdominal pain Rectum & Stool <ul style="list-style-type: none"> • Constipation (stiff/hard stool) • Occasionally diarrhoea
20	<p><i>Boerhaavia diffusa</i></p> 	<p>C.N: Red spiderling F: Nyctaginaceae P: Whole plant.</p>	Characteristic Clinical Sphere <ul style="list-style-type: none"> • Liver pathology (cirrhosis) with marked GI disturbance • Combination of empty stomach sensation + need to eat frequently • Offensive flatulence with abdominal distension • Peculiar modality: hepatic pain > hard pressure Mouth / Teeth <ul style="list-style-type: none"> • Dryness of mouth (< after sleep) • Toothache in left upper molars radiating to ear and eye • Pain < cold water, cold air, night Appetite & Stomach <ul style="list-style-type: none"> • Increased appetite; must eat when stomach is empty • Sudden empty sensation in stomach (> after breakfast) • Nausea throughout the day (< morning, midnight) • Bilious, sour vomiting with prostration and drowsiness <ul style="list-style-type: none"> ○ < morning, cold drinks ○ evening, lying down, washing face • Epigastric pain with rumbling <ul style="list-style-type: none"> ○ < 3 AM, pressure, lying on abdomen ○ bending Abdomen / Liver <ul style="list-style-type: none"> • Cirrhosis of liver • Pain in right hypochondrium (< touch, pressure; > hard pressure) • Distension with flatulence and offensive flatus • Dull aching in upper abdomen with thirst for large quantities (< after meals, drinking) • Gripping umbilical pain with anorexia (< eating, after stool) • Piercing pain in left hypochondrium (< morning) • Enlargement and hepatic tenderness Rectum & Stool <ul style="list-style-type: none"> • Alternating bowel habit: diarrhoea and constipation




			<ul style="list-style-type: none"> • Diarrhoea: painless, with rumbling (< night, after eating, morning) • Stool: semi-solid, dark brown, scanty, sometimes blood-streaked • Constipation with burning in anus (< after stool) • Ineffectual urging, especially after breakfast
21	<p><i>Berberis vulgaris</i></p> 	<p>C.N: Barberry F: Berberidaceae P: Roots, bark</p>	<p>Characteristic Clinical Sphere</p> <ul style="list-style-type: none"> • Prominent gall-bladder disorders (gall stones) • Bilious disturbances with altered stool colour • Combination of pre-breakfast vomiting + bitter taste + gall pathology <p>Mouth</p> <ul style="list-style-type: none"> • Sticky, bitter taste • Associated heartburn and sourness <p>Stomach & Gall-bladder</p> <ul style="list-style-type: none"> • Vomiting before breakfast • Belching with sour tendency • Sensation as of a stone in stomach • Gall-stone pathology with irritation and pain in gall-bladder • Pain extending to liver, spleen, and lower abdomen <p>Abdomen</p> <ul style="list-style-type: none"> • Severe abdominal pain, including ileal/lower abdominal region • Pain may be intense/unbearable • Associated hepatic and splenic involvement <p>Rectum & Stool</p> <ul style="list-style-type: none"> • Frequent urging for stool • Stool loose, clay/earth-colored, sour-smelling, mixed with bile • Tearing pain in anus
22	<p><i>Caesalpinia bonducella</i></p> 	<p>C.N: Nickernut F: Leguminosae P: Whole plant</p>	<p>Characteristic Clinical Sphere</p> <ul style="list-style-type: none"> • Hepato-splenic enlargement with tenderness • Marked combination of thirst + aversion to liquids • Stool variability with saffron-colored characteristic • GI symptoms associated with febrile states <p>Mouth / Tongue</p> <ul style="list-style-type: none"> • Tongue white coated, pale, bloodless, moist • Thirst for cold water, especially during fever • Dryness of throat during febrile state <p>Appetite</p> <ul style="list-style-type: none"> • Desire for solid, hard food (boiled rice, meat) • Aversion to liquids <p>Stomach & Abdomen</p> <ul style="list-style-type: none"> • Gurgling in lower abdomen • Enlargement of liver (especially lower lobe) with pain/uneasiness


			<ul style="list-style-type: none"> • Enlargement and hardness of spleen, painful to touch • Pain in hepatic region, sometimes before onset of fever Rectum & Stool <ul style="list-style-type: none"> • Variable stool pattern <ul style="list-style-type: none"> ○ Constipation with hard, saffron-colored stool ○ Diarrhoea with yellow or slimy stools • Stool often preceded by gurgling in abdomen
23	<p><i>Calotropis gigantea</i></p> 	<p>C.N: Madar bark F: Asclepiada ceae P: Bark, root</p>	Characteristic Clinical Sphere <ul style="list-style-type: none"> • Marked combination of foul breath + eructation + bilious vomiting • Morning aggravation of nausea and throat symptoms • Dry, hard, ball-like stool with straining • Digestive disturbance associated with flatulence and acidity Mouth / Throat <ul style="list-style-type: none"> • Foul breath • Soreness and swelling of mouth and palate • Pain on moving jaws • Tongue white coated, dry, cracked, may show ulcers • Abnormal salivation • Throat dryness with pain <ul style="list-style-type: none"> ○ < morning, swallowing solids ○ liquids, lying down Stomach <ul style="list-style-type: none"> • Constant eructations • Flatulence with rumbling • Nausea and vomiting (yellow bile) <ul style="list-style-type: none"> ○ < morning • Sensation of warmth in epigastrium • Indigestion with acidity • Faintness and giddiness with nausea • Thirst present, but drinks small quantities Abdomen <ul style="list-style-type: none"> • Colicky pain, sometimes associated with systemic conditions (e.g., skin disorders) • Flatulent distension Rectum & Stool <ul style="list-style-type: none"> • Constipation with hard, dry, scanty stool (small balls) • Stool passed with great straining, followed by soreness • Passage of flatus instead of stool • External piles
24	<i>Calotropis lactum</i>	<p>C.N: Glue of calotrophis</p>	Characteristic Clinical Sphere <ul style="list-style-type: none"> • Acute condition marked by vomiting with purging • Associated splenic enlargement • Accompanied by toothache Mouth / Teeth <ul style="list-style-type: none"> • Toothache



		F: Asclepiada ceae P: Gum	Stomach • Vomiting Abdomen • Enlargement of spleen Rectum & Stool • Purging (diarrhoea)
25	<i>Caltha palustris</i> 	C.N: Marsh marigold F: Ranuncula ceae P: Flowers, Stem	Characteristic Clinical Sphere • Marked combination of thickly coated tongue + intense vomiting + diarrhoea • Prominent gripping abdominal pain with distension • Associated profuse stool with flatulence Mouth / Tongue • Tongue thickly coated with dirty white fur • Disagreeable sensation at back of tongue Stomach • Great thirst • Severe nausea and painful vomiting • Gripping pain in epigastric and umbilical regions Abdomen • Distension of abdomen Rectum & Stool • Diarrhoea • Copious evacuations with much flatulence
26	<i>Carica papaya</i> 	C.N: Papita F: Caricaceae P: Leaves	Characteristic Clinical Sphere • Dyspepsia with marked intolerance to milk and meat • Hepato-splenic enlargement with fever • Frequent passage of undigested stool • Associated weakness and anaemic state Mouth / Tongue • Tongue white coated Stomach • Dyspepsia with weak digestion • Vomiting tendency after meals • Food regurgitates/protrudes after eating • Intolerance to milk and meat (even small quantities aggravate) • Associated weakness and anaemia Abdomen / Liver & Spleen • Enlargement of liver and spleen with tenderness • Pain in hepatic region • May be associated with fever and jaundice (yellow conjunctiva) • Rumbling in bowels Rectum & Stool • Undigested stool passed in small quantities, frequently


			<ul style="list-style-type: none"> • Alternation of constipation and diarrhoea
27	<p><i>Cassia sophera</i></p> 	<p>C.N: Kasunda F: Leguminos ae P: Bark</p>	<p>Characteristic Clinical Sphere</p> <ul style="list-style-type: none"> • Chronic dysentery with blood and mucus • Flatulent dyspepsia with variable appetite and thirst • Marked modalities: > stool, flatus, pressure, rest • Combination of gnawing hunger + abdominal distension <p>Mouth / Tongue</p> <ul style="list-style-type: none"> • Dryness of mouth with marked thirst (often for large quantities) • Occasional excess salivation with impaired taste • Tongue white or yellow coated (especially during fever) • Painful eruptions/boils on gums and lips • Tooth and gum pain < eating, pressure <p>Appetite & Thirst</p> <ul style="list-style-type: none"> • Variable appetite: diminished at times, with episodes of excessive hunger (gnawing) • Appetite < evening (7-9 pm), returns later • Desire for salty foods; aversion to bread • Thirst irregular: large quantities at long intervals or small frequent sips <p>Stomach</p> <ul style="list-style-type: none"> • Dyspepsia with nausea and retching (often with giddiness) • Vomiting, sometimes dark clotted blood • Gnawing epigastric pain > eating (especially milk) • Boring/cutting pain < after eating (especially fried food), evening; > empty stomach <p>Abdomen</p> <ul style="list-style-type: none"> • Marked flatulence with distension <ul style="list-style-type: none"> ○ < morning, evening, motion ○ eating, drinking, eructation, passing flatus, rest • Burning, gripping, and cutting pains (umbilical, epigastric, hypogastric) • Pain > pressure, lying (especially on abdomen), after stool/flatus • Gurgling with heaviness • Intermittent colic followed by diarrhoea <p>Rectum & Stool</p> <ul style="list-style-type: none"> • Alternating constipation and diarrhoea • Constipation: no desire for stool, hard stool, requires straining • Diarrhoea: yellow, watery or greenish, mucous, blood-stained • Stool preceded by colicky pain, with tenesmus • Pain in rectum persisting after stool • Stool often unsatisfactory



28	<p><i>Cephalandra indica</i></p> 	<p>C.N: Telakucha F: Cucurbitac eae P: whole plant</p>	<p>Characteristic Clinical Sphere</p> <ul style="list-style-type: none"> • Dysentery with greenish mucous, blood-stained stool • Marked thirst after urination with dryness of mouth • Flatulent distension with colicky pain relieved after stool • Association with febrile/influenza-like conditions <p>Mouth / Tongue</p> <ul style="list-style-type: none"> • Marked dryness of mouth and throat with great thirst for large quantities (< after urination) • Occasional sour taste • May have stomatitis with vesicles/blisters • Tongue dry <p>Appetite & Thirst</p> <ul style="list-style-type: none"> • Loss of appetite • Thirst generally intense, though occasionally for small frequent quantities • Desire for sweets <p>Stomach</p> <ul style="list-style-type: none"> • Nausea and vomiting ○ < morning, after eating, while eating, washing mouth • Vomiting associated with headache and feverish state • Gastric disturbance with influenza-like symptoms <p>Abdomen</p> <ul style="list-style-type: none"> • Marked flatulence with distension (“full of wind”) • Griping, cramping, cutting, stitching pains ○ < before stool, during stool, after eating ○ after stool, eructation • Pain in hypochondria (violent, cutting/stitching) <p>Rectum & Stool</p> <ul style="list-style-type: none"> • Predominantly dysenteric stool ○ Greenish, mucous, blood-stained ○ Pain before and during stool • Frequent urging with unsatisfactory evacuation • Burning in rectum (< after stool; not relieved by cold applications) • Diarrhoea: watery, yellowish, offensive, slimy • Constipation: hard, scanty stool (< morning) • Stool often associated with nausea and vomiting
29	<p><i>Clerodendron inflortunatum</i></p>	<p>C.N: Bagflower F: Lamiaceae P: Whole plant</p>	<p>Characteristic Clinical Sphere</p> <ul style="list-style-type: none"> • Worm affections with colic and diarrhoea • Marked combination of insatiable appetite + poor digestion • Nausea with ptyalism (salivation) as a keynote • Associated hepato-splenic enlargement in chronic febrile states <p>Mouth / Tongue</p> <ul style="list-style-type: none"> • Profuse salivation (ptyalism), sometimes reddish



			<ul style="list-style-type: none"> • Tongue coated • Teeth affected; grinding of teeth during sleep Appetite & Digestion <ul style="list-style-type: none"> • Tremendous, insatiable appetite; eats frequently but not satisfied • Poor digestive power • May also show loss of appetite in febrile states Stomach & Abdomen <ul style="list-style-type: none"> • Nausea prominent, with watering of mouth • Pain around umbilicus with colicky character • Abdominal enlargement/distension • Associated with worm infestation • May have hepato-splenic enlargement in chronic conditions Rectum & Stool <ul style="list-style-type: none"> • Diarrhoea with nausea (keynote) • Stool liquid, deep yellow, frothy • Dysenteric tendency with intestinal irritation and itching • May alternate with undigested stool or constipation
30	<p><i>Cinchona</i></p> 	<p>C.N: Quinine bark F: Rubiaceae P: Bark</p>	Characteristic Clinical Sphere <ul style="list-style-type: none"> • Indigestion with malabsorption (undigested stool) • Fruit-induced diarrhoea Stomach & Abdomen <ul style="list-style-type: none"> • Flatulent dyspepsia with colicky pain and nausea • Dyspepsia with flatulence • Colicky abdominal pain • Nausea Rectum & Stool <ul style="list-style-type: none"> • Diarrhoeic tendency • Stool frothy, with mucus and undigested food particles • Diarrhoea < after taking fruits (e.g., mango, orange, apple)
31	<p><i>Cinnamomum zeylanicum</i></p> 	<p>C.N: Cinnamon / Dalchini F: Lauraceae P: Bark</p>	Characteristic Clinical Sphere <ul style="list-style-type: none"> • Ulcerative gastric conditions with periodic nausea and vomiting • Marked keynote: colic relieved by repeated eructation • Nausea aggravated by motion (riding) • Alternation of diarrhoea and constipation with haemorrhagic tendency Mouth <ul style="list-style-type: none"> • Offensive taste • Ptyalism (especially with back pain) • Toothache Appetite & Stomach <ul style="list-style-type: none"> • Canine hunger with nausea and debility if meals are delayed




			<ul style="list-style-type: none"> • At times loss of appetite with acidity and diarrhoea • Nausea and retching at fixed hours • Nausea with motion (riding) → <ul style="list-style-type: none"> ○ < riding ○ getting down • Chronic vomiting; relief of symptoms after vomiting • Colic with repeated eructation (temporary relief after belching) • Pressure and cramp in stomach • Indicated in peptic and duodenal ulcer states <p>Abdomen / Liver</p> <ul style="list-style-type: none"> • Flatulence with colic • Induration or obstruction of liver • Abdominal pain with recurrent colic • GI disturbance associated with metastatic conditions (e.g., gout) <p>Rectum & Stool</p> <ul style="list-style-type: none"> • Diarrhoea < after drinking, with acidity • Chronic constipation with urging • Stool: initially hard, ball-like → then soft • Haemorrhage from bowels (bright red), < exertion • Worm infestation, piles, and fistula
32	<p><i>Colocynthis</i></p> 	<p>C.N: Bitter cucumber F: Cucurbitaceae P: Fruit</p>	<p>Characteristic Clinical Sphere</p> <ul style="list-style-type: none"> • Worm affections with umbilical colic • Combination of insatiable appetite + post-prandial urging for stool • Key modality: abdominal pain > pressure <p>Mouth</p> <ul style="list-style-type: none"> • Bitter taste • Tongue rough/harsh to touch • Toothache • Association with worm infestation <p>Appetite & Stomach</p> <ul style="list-style-type: none"> • Abnormal, insatiable appetite (not easily satisfied) • Colicky pain around umbilicus, chiefly due to intestinal worms • Pain > pressure • Colic associated with acidity or diarrhoea <p>Abdomen</p> <ul style="list-style-type: none"> • Umbilical colic with worm infestation • Marked relief on pressure <p>Rectum & Stool</p> <ul style="list-style-type: none"> • Strong urging for stool, especially after eating • Viscous/mucous stool tendency • Diarrhoeic tendency associated with colic
33	<p><i>Coleus aromaticus/ Bryophyllum</i></p>	<p>C.N: Indian borage</p>	<p>Characteristic Clinical Sphere</p> <ul style="list-style-type: none"> • Acid dyspepsia with burning


		F: Lamiaceae P: Leaves	<ul style="list-style-type: none"> • Aversion to food despite desire for sweets • Associated offensive breath. Mouth <ul style="list-style-type: none"> • Offensive breath Appetite & Stomach <ul style="list-style-type: none"> • Aversion to food • Desire for sweets • Dyspepsia with poor digestion (food not easily digested) • Acidity with heartburn • Burning sensation in stomach and chest
34	<p><i>Cynodon dactylon</i></p> 	C.N: Durba /Dog's tooth grass F: Poaceae P: Whole plant	Characteristic Clinical Sphere <ul style="list-style-type: none"> • Haemorrhagic GI disorders (upper and lower tract) • Chronic dysentery with alternating bowel habits • Marked keynote: extreme dryness with persistent thirst despite drinking • Flatulent distension with relief from pressure and flatus • Sensation of ball in umbilical region Mouth / Tongue <ul style="list-style-type: none"> • Extreme dryness of mouth and throat (even with moist tongue) • Sensation as if tongue adheres to palate; leathery tongue • Thirst for cold water (small quantities at intervals) • Salivation with insipid taste; loss of taste • Dry palate; cannot tolerate sour or spicy food (> cold things) • Red patches and granules in palate/pharynx • Pyorrhoea; dull aching tooth pain Appetite & Stomach <ul style="list-style-type: none"> • Appetite variable: increased or returns after eating • Desire for salty and spicy foods (though poorly tolerated) • Persistent nausea • Bilious vomiting • Gnawing and stitching pain in epigastrium <ul style="list-style-type: none"> ○ < after eating, walking ○ pressure • Heaviness after meals • Sensation of dryness persists even after drinking Abdomen <ul style="list-style-type: none"> • Marked distension with flatulence and gurgling • Heaviness with "ball-like sensation" around umbilicus • Pain patterns: griping, cramping, constrictive <ul style="list-style-type: none"> ○ < after eating, milk, morning, talking/coughing ○ pressure, rest, lying down, passing flatus


			<ul style="list-style-type: none"> • Pain in umbilical and right hypochondria • Gurgling often precedes diarrhoea <p>Rectum & Stool</p> <ul style="list-style-type: none"> • Alternating constipation and diarrhoea • Constipation: dry, hard, lumpy stool, difficult, with urging or no desire • Diarrhoea: chronic, dysenteric, with mucus and irritation • Stool: yellow, soft or semi-solid, sometimes irritating • Haemorrhagic tendency: <ul style="list-style-type: none"> ○ Hematemesis ○ Bleeding piles ○ Intestinal haemorrhage • Chronic dysentery
35	<p><i>Desmodium gangeticum</i></p> 	<p>C.N: Salpan F: Leguminosae P: Whole plant</p>	<p>Characteristic Clinical Sphere</p> <ul style="list-style-type: none"> • Dental weakness with bitter taste • Flatulent dyspepsia with colic relieved by motion • Presence of gastric neuralgia and hematemesis • Sensation of Globus/distension in abdomen <p>Mouth</p> <ul style="list-style-type: none"> • Loose gums; weak teeth, sensation as if teeth would fall out • Toothache • Bitter taste • Fever blisters <p>Appetite & Stomach</p> <ul style="list-style-type: none"> • Loss of appetite; tastelessness • Thirst present • Heaviness in stomach with flatulence • Neuralgic pain in stomach • Hematemesis <p>Abdomen</p> <ul style="list-style-type: none"> • Distension with flatulence • Colicky abdominal pain > movement • Globus sensation in abdomen <p>Rectum & Stool</p> <ul style="list-style-type: none"> • Constipation with colicky pain
36	<p><i>Embelia ribes</i></p>	<p>C.N: Baberangi F: Myrsinaceae P: Seeds</p>	<p>Characteristic Clinical Sphere</p> <ul style="list-style-type: none"> • Worm affections in children with GI disturbance • Keynote: insatiable appetite + emaciation/pot-belly + grinding of teeth • Umbilical colic with relief by pressure/bending forward • Stool: undigested with worms and rectal itching <p>Mouth / Tongue</p> <ul style="list-style-type: none"> • Dry tongue • Grinding of teeth (notably in children)



			<p>Appetite & Stomach</p> <ul style="list-style-type: none"> • Indomitable, insatiable appetite; eats again soon after meals • Great hunger shortly after eating • Terrible nausea; vomiting after food • Dyspepsia with flatulence and distension • Thirst variable, often increased <p>Abdomen</p> <ul style="list-style-type: none"> • Marked distension (“pot-bellied”) • Gripping, cramping pain around umbilicus <ul style="list-style-type: none"> ○ bending forward, pressure, movement ○ < cold applications, after stool • Pain associated with flatulence and nausea • Frequent passage of flatus <p>Rectum & Stool</p> <ul style="list-style-type: none"> • Worm infestation (worms passed with stool; rectal itching) • Stool undigested, frequent, offensive • Diarrhoea: watery, yellowish, foul/fishy odour • Ineffectual urging with nausea • May alternate with constipation (hard, insufficient stool, no urge)
37	<p><i>Embellica officinalis</i></p> 	<p>C.N: Indian gooseberry, amla F: Phyllanthaceae P: Whole plant</p>	<p>Characteristic Clinical Sphere</p> <ul style="list-style-type: none"> • Excessive acidity with sour manifestations throughout • Keynote: sour vomiting (curdled milk) with milk intolerance • Association with dental effects (sensitivity, caries) • Prominent in children with sour body odor and digestive disturbance <p>Mouth / Teeth</p> <ul style="list-style-type: none"> • Teeth sensitive (“set on edge”) due to acidity • Caries of teeth from excessive acidity <p>Stomach</p> <ul style="list-style-type: none"> • Marked acidity with sour manifestations • Sour vomiting, often like curdled milk • Dyspepsia with indigestion of milk • Flatulence with colicky pain • Cramping abdominal pain <p>Abdomen</p> <ul style="list-style-type: none"> • Colicky pain associated with flatulence and acidity <p>Rectum & Stool</p> <ul style="list-style-type: none"> • Sour-smelling stool • Loose stool or constipation due to acidity
38	<p><i>Ficus religiosa</i></p>	<p>C.N: Pipal F: Moraceae</p>	<p>Characteristic Clinical Sphere</p> <ul style="list-style-type: none"> • Haemorrhagic GI disorders: hematemesis + bright red dysentery



		P: Leaves	<ul style="list-style-type: none"> • Marked keynote: bright red bleeding (upper and lower GI) • Severe oral ulceration with burning and salivation • Symptoms < morning, after food, spicy food, milk products <p>Mouth / Tongue</p> <ul style="list-style-type: none"> • Tongue white coated with profuse salivation • Ulceration, rawness, and burning in mouth and throat <ul style="list-style-type: none"> ◦ < touch, swallowing, cold drinks, spicy food • Sensation as if mouth is burnt • Tongue swollen and painful • Thirst present <p>Appetite & Stomach</p> <ul style="list-style-type: none"> • Marked aversion to all food • Nausea with sick, indescribable feeling in stomach • Hematemesis: vomiting of bright red blood • Heat and heaviness in epigastrium • Colicky pain <p>Abdomen</p> <ul style="list-style-type: none"> • Distension with flatulence (< after spicy food) • Bearing-down pain in lower abdomen • Pain < after eating, morning • Lower abdominal pain with nausea <p>Rectum & Stool</p> <ul style="list-style-type: none"> • Bloody dysentery (bright red blood) • Stool mixed with blood and mucus • Frequent loose stools (6-7 times, < morning, after milk) • Pain in abdomen < after stool, after eating • Burning in anus after stool (> cold application) • Constipation: large, dry stool, sometimes with headache or vertigo • Association with piles
39	<p><i>Ficus indica</i></p> 	<p>C.N: Bengal fig F: Moraceae P: Whole plant</p>	<p>Characteristic Clinical Sphere</p> <ul style="list-style-type: none"> • Strong haemorrhagic tendency (piles, dysentery, oral bleeding) • Keynote: passage of pure red blood before evacuation • Dysentery with tenesmus and colic <p>Mouth / Throat</p> <ul style="list-style-type: none"> • Haemorrhage from mouth and throat (pure red blood) <p>Abdomen</p> <ul style="list-style-type: none"> • Colicky abdominal pain • Marked tenesmus with great urging <p>Rectum & Stool</p> <ul style="list-style-type: none"> • Bloody dysentery (acute or chronic) • Passage of pure red blood, often before stool • Frequent urging with ineffective evacuation


40	<p><i>Galium aparine</i></p> 	<p>C.N: Goose- grass F: Rubiaceae P: Whole plant</p>	<p>Characteristic Clinical Sphere</p> <ul style="list-style-type: none"> • Prominent action on oral mucosa • Association of aphthous ulcers with systemic disorders (urinary) • Tendency toward indurated and malignant growths of tongue <p>Mouth / Tongue</p> <ul style="list-style-type: none"> • Aphthae, especially associated with urinary disorders in children • Cancerous lesions of tongue • Hard, nodular tumors of tongue
41	<p><i>Gentiana chirata/ Swertia chirata</i></p> 	<p>C.N: Chirayata F: Gentianaceae P: Leaves, flowers</p>	<p>Characteristic Clinical Sphere</p> <ul style="list-style-type: none"> • Hepato-splenic enlargement with flatulence • Keynote: yellow-coated tongue with heaviness and speech difficulty • Sensitive abdomen (intolerance to touch) • Altered stool: pale, mucous, or greenish <p>Mouth / Tongue</p> <ul style="list-style-type: none"> • Bad, bitter or tasteless sensation (especially in morning and during fever) • Foul breath • Tongue thickly coated yellow (especially middle) • Tongue heavy with difficulty in speech <p>Appetite</p> <ul style="list-style-type: none"> • Desire for butter and meat <p>Stomach & Abdomen</p> <ul style="list-style-type: none"> • Marked flatulence with abdominal distension • Enlargement of liver and spleen with pain • Abdomen sensitive to touch (cannot tolerate pressure) • Pain may extend to right renal region <p>Rectum & Stool</p> <ul style="list-style-type: none"> • Stool pale, mucous, sometimes greenish
42	<p><i>Hemidesmus indica</i></p> 	<p>C.N: Indian sarsaparilla a F: Asclepiadaceae P: Roots, bark</p>	<p>Characteristic Clinical Sphere</p> <ul style="list-style-type: none"> • Combination of oral ulceration + salivation + halitosis • Flatulent colic with constipation • Associated abdominal and back symptoms <p>Mouth / Tongue</p> <ul style="list-style-type: none"> • Salivation • Tongue pale • Tastelessness • Halitosis (foul breath) • Ulceration/wounds in mouth or tongue <p>Stomach & Abdomen</p> <ul style="list-style-type: none"> • Flatulence with rumbling • Colicky abdominal pain • Associated backache




			Rectum & Stool • Constipation
43	<p><i>Holarrhena antidysenterica / wrightia tinctoria</i></p> 	<p>C.N: Kurchi F: Apocynaceae P: Bark</p>	Characteristic Clinical Sphere <ul style="list-style-type: none"> • Dysentery with mucus predominance and severe tenesmus • Keynote: umbilical colic relieved by pressure and after stool • Constant desire for stool with unsatisfactory evacuation • Combination of mucous stool + rectal pain persisting after stool • Associated weakness and emaciation Mouth / Tongue <ul style="list-style-type: none"> • Tongue dry, white coated, often covered with tenacious mucus • Bitter taste, not relieved by eating; loss of taste • Aphthae and shallow ulcers with burning and soreness • Constant desire to clean/scrape tongue • Thirst variable (thirst less or intense thirst, especially morning) Appetite & Stomach <ul style="list-style-type: none"> • Loss of appetite; early satiety (small quantity satisfies) • Nausea < morning, with constipation • Water-brash, especially in worm infestation • Thirst may cause fullness after drinking, yet remains unrelieved • Desire for sour things Abdomen <ul style="list-style-type: none"> • Marked colicky, gripping pain around umbilicus <ul style="list-style-type: none"> ○ < before and during stool, night ○ after stool, pressure, lying down • Pain may radiate or spread across abdomen • Distension with rumbling and flatulence • Sensation as if diarrhoea is impending • Pain relieved by hard pressure (pressing abdomen) Rectum & Stool <ul style="list-style-type: none"> • Chronic dysenteric state with predominance of mucus (blood less) • Constant urging and tenesmus • Stool scanty, mucoid, offensive, sometimes reddish or greenish-yellow • Painful stool with burning, stinging rectal pain, persisting after stool • Stool patterns: <ul style="list-style-type: none"> ○ Small, hard, ball-like stool (constipation) ○ Loose, watery or foamy stool with mucus ○ Sour-smelling stool (curd-like)


			<ul style="list-style-type: none"> • Stool < morning, after food/drink, fatty food • Painless rectal bleeding • Marked weakness and emaciation
44	<p><i>Hydrocotyle asiatica</i></p> 	<p>C.N: Indian pennywort F: Apiaceae P: Whole plant</p>	<p>Characteristic Clinical Sphere</p> <ul style="list-style-type: none"> • Flatulent dyspepsia with “ball-like gas” sensation • Keynote: anorexia alternating with strong appetite • Hepatic involvement with constrictive abdominal pains • Constipation with rectal weight, burning, and itching • Peculiar features: speech difficulty with tongue coating; aversion to tobacco. <p>Mouth / Tongue / Throat</p> <ul style="list-style-type: none"> • Tongue white coated (especially left side) with whitish spots • Tasteless or bitter taste, unpleasant in morning • Increased salivation (especially in aphthous states) • Impeded/unclear speech • Redness of palate and buccal mucosa with pain on swallowing <ul style="list-style-type: none"> ○ < food • Tonsillar enlargement with painful swallowing <p>Appetite & Stomach</p> <ul style="list-style-type: none"> • Anorexia followed by strong appetite • Aversion to tobacco smoking • Frequent sour eructation, nausea • Crampy, constrictive stomach pain • Sensation as if gas collected into a ball • Heat in stomach spreading like a bar • Anxiety in stomach region <p>Abdomen / Liver</p> <ul style="list-style-type: none"> • Marked flatulence with borborygmi • Violent constrictive intestinal pains (periodic, every few minutes) • Sensation as if abdominal organs are in motion • Pain in hepatic region with obstruction; may indicate cirrhosis/induration • Pain > pressure; umbilical pain > cold drinks • Heat and constriction in hypogastrium <p>Rectum & Stool</p> <ul style="list-style-type: none"> • Constipation with dry, hard, dark stool • Ineffectual urging; stool passed with straining • Burning and itching in anus • Weight in rectum/perineum • Stitching pain in rectum before stool • Stool sometimes easier after effort



45	<p><i>Hygrophila spinosa</i></p> 	<p>C.N: Gokulakan ta F: Acanthace ae P: Whole plant</p>	<p>Characteristic Clinical Sphere</p> <ul style="list-style-type: none"> • Hepatic irritation with acidity and colic • Combination of tongue eruptions + salivation + bitter taste • Altered stool colour (whitish/greenish) with diarrhoea <p>Mouth / Tongue</p> <ul style="list-style-type: none"> • Painful eruptions on tongue with itching • Salivation • Bitter taste <p>Stomach & Abdomen</p> <ul style="list-style-type: none"> • Chronic acidity • Colicky, stinging abdominal pain • Irritation of lower abdomen and liver • Associated jaundice • Indicated in duodenal ulcer conditions <p>Rectum & Stool</p> <ul style="list-style-type: none"> • Diarrhoea • Stool whitish (clay-coloured) or sometimes greenish
46	<p><i>Janosia /jonosia asoka/saraca indica</i></p> 	<p>C.N: Ashoka F: Fabaceae P: Bark,seeds</p>	<p>Characteristic Clinical Sphere</p> <ul style="list-style-type: none"> • Chronic constipation with large, hard stool and piles • Keynote: intense thirst for large quantities with dry coated tongue • Flatulent distension with foul flatus • Combination of bilious vomiting + colicky abdominal pain <p>Mouth / Tongue</p> <ul style="list-style-type: none"> • Dry mouth with excessive thirst (drinks large quantities at a time) • Tongue thickly coated white or brown • Bleeding gums; toothache <p>Appetite & Thirst</p> <ul style="list-style-type: none"> • Loss of appetite; aversion to food • Desire for sweets and sour things • Disinclination to milk • Marked thirst for large quantities <p>Stomach</p> <ul style="list-style-type: none"> • Excessive nausea with bilious vomiting • Epigastric and colicky pain • Eats little due to lack of appetite <p>Abdomen</p> <ul style="list-style-type: none"> • Hard, distended abdomen • Flatulence with foul-smelling flatus and eructation • Colicky pain < evening; abdomen sensitive to pressure • Soreness in lower abdomen and pelvis <p>Rectum & Stool</p> <ul style="list-style-type: none"> • Obstinate constipation (stool every 3-4 days)



			<ul style="list-style-type: none"> • Stool hard, large, covered with mucus • Pain before stool; difficult evacuation with straining • Soreness in anus • Haemorrhoids: blind or bleeding, with itching and smarting
47	<p><i>Justicia adhatoda</i></p> 	<p>C.N : Malabar nut F: Acanthace ae P: Leaves</p>	<p>Characteristic Clinical Sphere</p> <ul style="list-style-type: none"> • Dryness of entire upper GI tract with thirst • Aversion to food with nausea and mucous vomiting • Flatulent abdomen with hepatic pain • Alternation of constipation and mucous diarrhoea <p>Mouth / Tongue / Throat</p> <ul style="list-style-type: none"> • Marked dryness of mouth, tongue, and throat with thirst for cold water • Tongue white coated • Insipid or putrid taste • Throat: dryness with excoriating pain on empty swallowing • Presence of tenacious mucus in throat (difficult to detach) <p>Appetite & Stomach</p> <ul style="list-style-type: none"> • Complete loss of appetite with aversion and disgust for food • Nausea and vomiting (especially with coughing) • Vomiting of mucus, followed by exhaustion and pallor <p>Abdomen</p> <ul style="list-style-type: none"> • Flatulence with gurgling • Pain in hepatic region (shooting, gnawing) • Passage of flatus with abdominal discomfort <p>Rectum & Stool</p> <ul style="list-style-type: none"> • Alternating bowel pattern ○ Obstinate constipation ○ Loose mucous stools with slight colic (> after stool)
48	<p><i>Lamium album</i></p> 	<p>C.N: Dead nettle/ White nettle F: Labiatae P: Flowers, Seeds</p>	<p>Characteristic Clinical Sphere</p> <ul style="list-style-type: none"> • Acid dyspepsia with sour regurgitation and mucus hawking • Keynote: burning oesophageal pain after eating with acid eructation • Flatulent colic with persistent distension • Stool: pasty/hard with occasional bleeding and burning <p>Mouth / Oesophagus</p> <ul style="list-style-type: none"> • Hawking of thick, slimy mucus with acid/sour taste (from throat) • Persistent sour taste in mouth <p>Stomach</p> <ul style="list-style-type: none"> • Marked acidity with burning in chest and oesophagus after food/drink • Acid and empty eructation



			<ul style="list-style-type: none"> • Nausea and vomiting of food (\approx1–2 hours after eating) • Water-brash-like nausea without actual regurgitation • Constant thirst • Sensations: <ul style="list-style-type: none"> ○ Stitches in epigastrium ○ Visible/palpable pulsation in pit of stomach ○ Crawling with qualmishness Abdomen • Marked distension with rumbling and flatulence • Gripping colic from incarcerated flatus, persists even after stool • Pain in hepatic region > pressure • Sensation as if diarrhoea would occur • Dragging, hernia-like feeling in lower abdomen • Bruised soreness in abdominal muscles Rectum & Stool • Urgent burning defecation • Stool: <ul style="list-style-type: none"> ○ Pasty or hard, sometimes mixed with blood ○ Hard stool with bleeding per rectum • Ineffectual urging with rectal pressure sensation • Diarrhoea < damp and cold
49	<p><i>Leucas aspera</i></p> 	<p>C.N: Dandakals h F: Labiatae P: Whole plant</p>	<p>Characteristic Clinical Sphere</p> <ul style="list-style-type: none"> • Bilious and hepatic disorders with jaundice • Splenic enlargement with induration • Combination of dysentery and worm infestation • Associated dental pathology (caries, blackened teeth) <p>Mouth / Teeth</p> <ul style="list-style-type: none"> • Carious teeth; teeth blackened with cavities • Difficulty in speech; stammering <p>Appetite & Stomach</p> <ul style="list-style-type: none"> • Anorexia • Complaints arising from bilious disorders <p>Abdomen</p> <ul style="list-style-type: none"> • Jaundice (including viral origin) • Splenic enlargement and induration • Involvement of hepato-splenic system <p>Rectum & Stool</p> <ul style="list-style-type: none"> • Bloody dysentery • Rectal itching due to worms
50	<p><i>Luffa amara</i></p>	<p>C.N: Loofah F: Cucurbitac eae P: Whole plant</p>	<p>Characteristic Clinical Sphere</p> <ul style="list-style-type: none"> • Choleric condition: simultaneous vomiting + rice-water diarrhoea • Hepato-splenic enlargement with fever • Keynote: frequent watery stools with repeated vomiting • Pain relieved by pressure in hepatic region


			<p>Mouth / Tongue</p> <ul style="list-style-type: none"> • Dry mouth with excessive thirst • Tongue dry • Bitter taste <p>Stomach</p> <ul style="list-style-type: none"> • Frequent vomiting of water, bile, or mucus • Vomiting may occur every 20–30 minutes • Simultaneous vomiting and purging <p>Abdomen / Liver & Spleen</p> <ul style="list-style-type: none"> • Enlargement of liver and spleen • Hepatic congestion with pain • Pain in hepatic and splenic regions > pressure • Associated fever <p>Rectum & Stool</p> <ul style="list-style-type: none"> • Profuse diarrhoea <ul style="list-style-type: none"> ○ Rice-water stools, frequent (every 15–30 minutes) ○ Usually painless ○ May contain mucus • Alternation with constipation and haemorrhoids (bleeding, internal/external)
51	<p><i>Luffa bindal</i></p> 	<p>C.N: Mushalata F: Cucurbitaceae P: Whole plant</p>	<p>Characteristic Clinical Sphere</p> <ul style="list-style-type: none"> • Prominent action on spleen (splenomegaly) • Associated liver dysfunction with biliary colic • Indicated in malarial enlargement of liver and spleen • Relief of piles secondary to hepatic congestion <p>Abdomen / Liver & Spleen</p> <ul style="list-style-type: none"> • Marked enlargement of spleen • Chronic hepatic disorders • Gallstone colic • Hepato-splenic involvement in chronic malarial fevers <p>Rectum & Stool</p> <ul style="list-style-type: none"> • Haemorrhoids (piles) associated with hepatic disorders
52	<p><i>Mangifera indica</i></p> 	<p>C.N: Mango tree F: Anacardiaceae P: Fruit</p>	<p>Characteristic Clinical Sphere</p> <ul style="list-style-type: none"> • Ulcerative stomatitis with marked sensitivity • Indigestion from dietary excess (especially fish) • Splenic enlargement with diarrhoeic tendency • Stool: offensive, yellow, watery with occasional blood <p>Mouth / Tongue</p> <ul style="list-style-type: none"> • Painful ulcers on inner lower lip and lateral tongue <ul style="list-style-type: none"> ○ < touch, eating, chewing • Salivation with oral ulcers • Tooth pain along gum margins <ul style="list-style-type: none"> ○ < warmth, chewing, brushing • Associated cervical gland enlargement <p>Appetite & Stomach</p>


			<ul style="list-style-type: none"> • Diminished appetite • Indigestion after excessive fish intake • Nausea and vomiting with heat sensation Abdomen <ul style="list-style-type: none"> • Enlargement of spleen Rectum & Stool <ul style="list-style-type: none"> • Yellow, watery, offensive diarrhoea • Stool preceded by abdominal pain • May be mixed with blood
53	<p><i>Nyctanthes arbor tristis</i></p> 	<p>C.N: Night flowering jasmine F: Verbenaceae P: Leaves</p>	Characteristic Clinical Sphere <ul style="list-style-type: none"> • Bilious disorder with intense gastric burning relieved by cold • Keynote: vomiting immediately after drinking • Hepato-splenic enlargement with marked tenderness • Alternation of constipation and bilious diarrhoea Mouth / Tongue <ul style="list-style-type: none"> • Tongue thickly coated with white or yellow fur • Dry mouth with intense thirst for cold water (often induces vomiting) • Bitter taste Appetite & Stomach <ul style="list-style-type: none"> • Loss of appetite • Desire for salty food • Severe burning in stomach ○ > cold applications • Profuse bilious vomiting with nausea ○ Triggered by drinking (even small quantities) • Epigastric uneasiness and dull aching pain • Nausea, including after food poisoning Abdomen / Liver & Spleen <ul style="list-style-type: none"> • Marked liver tenderness and sensitivity • Stitching pain in hepatic region (< pressure) • Enlargement of liver and spleen • Cramping abdominal pain ○ < walking, lying down ○ hard pressure, bending forward Rectum & Stool <ul style="list-style-type: none"> • Variable stool pattern: ○ Constipation: hard, insufficient stool; no desire ○ Bilious diarrhoea: watery, brownish, frequent urging • Stool may be blackish, clay-coloured, offensive, or mucous • Pain in anus: tearing, stitching (< during stool, pressure, movement)
54	<i>Ocimum canum</i>	C.N: Brazilian	Characteristic Clinical Sphere <ul style="list-style-type: none"> • Intense colic with violent vomiting and restlessness • Keynote: vomiting sequence (frothy → sour → slimy)


		alfavaca, Wild basil F: Lamiaceae P: Leaves	<ul style="list-style-type: none"> • Pain relieved by eating • Prominent hiccough with nausea Appetite & Stomach <ul style="list-style-type: none"> • Vomiting with severe pain, progressing from frothy → sour → slimy (coffee-like) • Nausea with persistent hiccough • Increased thirst for cold water • Gastric pain > eating Abdomen <ul style="list-style-type: none"> • Severe intestinal colic with violent vomiting • Patient restless, twists, screams, and groans with pain • Marked abdominal colic • Swelling of inguinal glands
55	<i>Ocimum sanctum</i> 	C.N: Holy basil/ Tulasi F: Lamiaceae P: Whole plant without roots	Characteristic Clinical Sphere <ul style="list-style-type: none"> • Severe diarrhoeal states with offensive, copious stool • Keynote: red tongue with coated centre + black, burnt-looking lips • Hepatic and splenic involvement with abdominal distension • Involuntary stool during febrile conditions Mouth / Tongue <ul style="list-style-type: none"> • Watery salivation with putrid, bitter taste • Aphthae and ulceration of mouth and tongue (notably in children) • Tongue bright red, or red edges with heavily coated center • Lips dry, black, as if burnt Appetite & Stomach <ul style="list-style-type: none"> • Loss of appetite • Flatulence with eructation and hiccough • Gurgling in abdomen • Heaviness in abdomen not relieved after stool Abdomen / Liver & Spleen <ul style="list-style-type: none"> • Distended abdomen • Gripping abdominal pain • Pain in liver and spleen regions • Gurgling sensation on pressure Rectum & Stool <ul style="list-style-type: none"> • Copious, watery, offensive diarrhoea • Stool yellow or greenish, often mucous or blood-streaked • Involuntary stool during high fever • Diarrhoea common in rainy season or autumn
56	<i>Oldenlandia herbacea</i>	C.N: chay root F: Rubiaceae	Characteristic Clinical Sphere <ul style="list-style-type: none"> • Bilious gastro-intestinal disturbance with fever • Keynote: explosive stool with anal burning and excoriation


		P: Whole plant	<ul style="list-style-type: none"> • Associated intense thirst and reduced urine output Mouth / Thirst • Unquenchable thirst Stomach • Bilious vomiting, often associated with fever Abdomen • Features of bilious disturbance with systemic febrile state Rectum & Stool • Bilious diarrhoea (loose stools with fever) • Sudden, explosive, forceful stool • Burning and excoriation of anus • Diarrhoea associated with scanty urine
57	<p><i>Opuntia vulgaris</i></p> 	C.N: Drooping F: Cactaceae P: Flowers	<p>Characteristic Clinical Sphere</p> <ul style="list-style-type: none"> • Alternating nausea between stomach and bowels • Keynote: sensation of impending diarrhoea with abdominal acidity • Irregular stool pattern with persistent urging • Association with rectal venous congestion (varicosity) Mouth / Teeth • Biting of inner right cheek while chewing • Inspid taste (especially for tea) • Salivation present • Teeth sensitive Appetite & Stomach • Poor appetite (especially for breakfast; may skip meals) • Nausea extending from stomach to bowels with sensation as if diarrhoea is impending • Nausea alternating between stomach and intestines • Dull, heavy, cramp-like gastric pain Abdomen • Bloated abdomen • Sensation of acridity in lower abdomen • Feeling as if bowels have settled down into lower abdomen • Excoriating, sick feeling in lower abdomen • Pain involving spleen region Rectum & Stool • Urgent desire for stool • Stool initially easy → later hard • Morning stool: soft but difficult, with persistent urging • Stool with strong, drug-like odour • Straining causes varicosity (left-sided)
58	<p><i>Piper nigrum</i></p>	C.N: Black pepper F: Piperaceae	<p>Characteristic Clinical Sphere</p> <ul style="list-style-type: none"> • Intense burning and inflammatory states of GI tract • Keynote: burning dryness + tympanitic distension with “bursting” sensation


		<p>P: Fruit</p>	<ul style="list-style-type: none"> • Painful haemorrhoids with fissures and fear of stool • Peculiar sensations: ebullition, electrical discharges, foreign body feeling Mouth / Tongue • Burning dryness of mouth, palate, and throat (as if burnt) • Tongue heavy, painful, impeding speech • Whitish coating in centre • Vesicles on margins of tongue • Tooth decay with violent toothache < warmth, evening Abdomen • Distended, hard, burning abdomen • Marked flatulence with tympanitis and borborygmi • Sensation as if intestines would burst • Colic and cramping pains with restlessness and anxiety • Peculiar sensations: <ul style="list-style-type: none"> ○ As if contents are boiling (ebullition) ○ Electrical-like discharges on movement ○ Foreign body rising sensation in stomach • Inflammation of intestines with great thirst • Burning, lancinating pain in liver (tumour-like sensation) • Tendency to abdominal obesity Rectum & Stool • Inflammation of rectum; anus swollen and burning • Fissures and large, flowing haemorrhoids • Fear of stool due to pain and difficulty • Chronic constipation, followed by involuntary thin stools
<p>59</p>	<p><i>Plantago major</i></p> 	<p>C.N: Common plantain F: Plantagina ceae P: Whole plant/Roots</p>	<p>Characteristic Clinical Sphere</p> <ul style="list-style-type: none"> • Chronic flatulent diarrhoea with offensive stool and prolapse • Keynote: putrid mouth + flatulence + morning diarrhoea • Extreme dental pathology with neuralgic pains • Marked distension with fetid flatus and relief after eating • Associated emaciation with relatively preserved strength Mouth / Teeth / Tongue • Tongue white coated with dirty, putrid, clammy taste • Putrid breath; food tasteless • Aphthae in children • Teeth: <ul style="list-style-type: none"> ○ Extremely sensitive, feel elongated and sore ○ Rapid decay; bleeding gums



			<ul style="list-style-type: none"> ○ Severe boring, neuralgic toothache (< contact, heat & cold) ○ Pain radiates to left face, temples, ears • Grinding of teeth at night Appetite & Stomach • Poor appetite with early satiety • Disgust for tobacco (after excess use) • Sinking/gone feeling in stomach • Heaviness even after light meals; over-distension sensation after eating • Heat in epigastrium with fullness • Eructation (sulphurous or carbonic) • Nausea with drowsiness, faintness, trembling • Flatulent dyspepsia with rumbling after meals Abdomen • Marked distension with loud, copious, fetid flatus • Rumbling and uneasiness in bowels • Gripping colic, especially upper abdomen ○ > eating • Sensation of emptiness (“gone feeling”) Rectum & Stool • Chronic diarrhoea with frequent, loose, watery stools ○ Often morning (8-10 AM) • Stool: ○ Brown, frothy, fermented, excoriating • Before stool: colic with offensive flatus • During stool: tenesmus, gripping pain, weakness, faintness • Partial prolapse of rectum • Associated conditions: ○ Cholera infantum, dysentery ○ Blind piles (painful haemorrhoids) ○ Worm infestation
60	<p><i>Polygonum punctatum</i></p> 	<p>C.N: Swamp smartweed F: Polygonaceae P: Whole plant</p>	<p>Characteristic Clinical Sphere</p> <ul style="list-style-type: none"> • Violent gastro-intestinal irritation with fluid, forceful stools • Keynote: thirst for cold water but drinking aggravates nausea • Burning throughout GI tract with alternating cold sensations • Mucoid, jelly-like stool with rectal burning and itching • Marked choleric and dysenteric states Mouth / Teeth • Heat in palate with increased salivation, yet mouth remains parched • Bitter taste



			<ul style="list-style-type: none"> • Tender gums • Cold sensation in mouth causing acute toothache Appetite & Stomach • Appetite variable: voracious or lost; food tasteless • Great thirst for cold water, but drinking induces nausea • Nausea felt as if arising from intestines • Burning and weight in stomach • Sensations: <ul style="list-style-type: none"> ○ Coldness in stomach/abdomen (with headache) ○ Burning in chest • Sensitivity to pressure of clothing Abdomen • Burning heat in stomach and bowels • Tympanitic distension with flatulent colic • Severe cutting, gripping, lancinating pains with loud rumbling • Sensation as if intestinal contents are fluid and in violent motion • Movements from below upward → nausea and vomiting tendency Rectum & Stool • Copious stools, often forceful • Stool: <ul style="list-style-type: none"> ○ Liquid, mucoid (“jelly-like”) discharges ○ Dark stools followed by burning in rectum • Straining with tenesmus • Burning, smarting, itching in anus • Haemorrhoids with itching and burning • Conditions: <ul style="list-style-type: none"> ○ Cholera morbus, cholera infantum ○ Dysentery with rectal burning • Symptoms < cold exposure
61	<p><i>Rauwolfia serpentina</i></p> 	<p>C.N: Snakeroot F: Apocynaceae P: Roots</p>	<p>Characteristic Clinical Sphere</p> <ul style="list-style-type: none"> • Post-prandial abdominal distress with early distension • Keynote: increased appetite with craving for sour and aversion to sugar • Umbilical pain relieved by pressure and bending forward • Early morning urging with alternating bowel habit • Associated pulsatory sensations in abdomen Mouth / Tongue / Teeth • Dryness and soreness of palate and tongue • Metallic taste • Pulsating pain in gums and teeth (teeth pulsation painless)


			<p>Appetite & Stomach</p> <ul style="list-style-type: none"> • Increased appetite even after eating • Desire for acids, cold drinks, delicacies; craving for sour • Aversion to sugar • Heaviness of stomach (< evening, around 6 PM) • Nausea with eructation of food • Heartburn > eating <p>Abdomen</p> <ul style="list-style-type: none"> • Fullness and distension even after small quantity of food • Sensation as if abdominal contents have dropped down • Cramping pains soon after eating (~10 min) <ul style="list-style-type: none"> ○ lying on abdomen • Umbilical pain <ul style="list-style-type: none"> ○ bending forward, pressure • Pulsations in hypogastrium extending upward <p>Rectum & Stool</p> <ul style="list-style-type: none"> • Early morning diarrhoeic urging (drives out of bed) • Tenesmus with frequent urging; stool may be delayed • Alternation of formed stool with loose, watery stool • Haemorrhoids with bleeding
62	<p><i>Sinapis nigra</i></p> 	<p>C.N: Black mustard F: Cruciferae P: Seeds</p>	<p>Characteristic Clinical Sphere</p> <ul style="list-style-type: none"> • Burning, ulcerative GI state with offensive secretions • Keynote: garlic/horseradish taste with nausea + black/fissured tongue • Flatulent, shifting colic with intestinal catarrh • Post-stool rectal pain with irregular bowel habit • Modalities: > pressure, bending; < leaning forward <p>Mouth / Tongue / Teeth</p> <ul style="list-style-type: none"> • Dry, burning mouth extending to stomach; scalded sensation • Tongue fissured (midline), coated white centrally, raw, sticky; forepart blistered • May become black tongue • Profuse salivation with offensive (onion-like) breath • Altered taste: garlic/horseradish → nausea; later tasteless • Teeth sensitive to warm drinks and cold air • Gums swollen and bleeding • Teething troubles in children (with convulsions) <p>Appetite & Stomach</p> <ul style="list-style-type: none"> • Appetite good but aversion to sweets • Eructation of gas (frequent) • Heartburn with burning and heaviness in stomach • Sensation of load/pressure in epigastrium


			<ul style="list-style-type: none"> • Ulcerative tendency of stomach and intestines • Pain with faintness → compels bending forward (> bending) • Dull epigastric pain: <ul style="list-style-type: none"> ○ < leaning forward ○ sitting erect • Obstinate hiccough <p>Abdomen</p> <ul style="list-style-type: none"> • Flatulence with rumbling and twinging pains • Twisting, shifting colic (umbilical → iliac → ascending colon) • Dull, heavy pain in left hypochondria and lower abdomen • Pain > pressure • Chronic intestinal catarrh • Inguinal glands swollen and painful <p>Rectum & Stool</p> <ul style="list-style-type: none"> • Irregular stool pattern: <ul style="list-style-type: none"> ○ First stool normal → subsequent loose, offensive stool ○ Alternates with constipation (hard, ball-like stool) • Desire for stool without passage • Smarting, cutting pain in anus and rectum after stool • Uneasy rectal sensation before and after stool
63	<p><i>Solanum nigrum</i></p> 	<p>C.N: Black nightshade F: Solanaceae P: Whole plant</p>	<p>Characteristic Clinical Sphere</p> <ul style="list-style-type: none"> • Severe burning and cutting pains in GI tract • Keynote: dark (blackish) vomiting with intense gastric distress • Knife-like abdominal pain with distension and tenesmus • Alternation of watery stool and hard constipation • Modalities: > lying down; < morning, after stool <p>Mouth / Tongue</p> <ul style="list-style-type: none"> • Dry, scalded sensation of lips, tongue, and palate • Dryness of mouth with insipid taste (morning) • Speech difficult/uneasy <p>Appetite & Stomach</p> <ul style="list-style-type: none"> • Loss of appetite • Great thirst for large quantities • Heartburn with empty eructation • Nausea and retching, may be associated with visual disturbance (sparks) • Profuse vomiting: <ul style="list-style-type: none"> ○ Initially mucus, later dark (bluish/blackish-green) fluid • Severe gastric pain radiating to heart and left shoulder • Burning extending from stomach to oesophagus


			<ul style="list-style-type: none"> • Cramping, cutting pains in epigastrium • Sensation of pressure in stomach (paroxysmal or constant) <p>Abdomen</p> <ul style="list-style-type: none"> • Severe cutting, knife-like pain in umbilical region • Marked distension and tension of abdomen • Colic with ineffectual urging • Pain > lying down <p>Rectum & Stool</p> <ul style="list-style-type: none"> • Tenesmus • Stool: <ul style="list-style-type: none"> ○ Frequent, semi-fluid, yellow or watery ○ May alternate with constipation (small, dry, hard stool) • Stool followed by burning extending upward with nausea
64	<p><i>Solidago virgaurea</i></p> 	<p>C.N: Goldenrod F: Compositae P: Whole plant</p>	<p>Characteristic Clinical Sphere</p> <ul style="list-style-type: none"> • Chronic catarrhal bowel condition with flatulence • Keynote: persistent coated tongue with bitter taste affecting rest • Abdominal pain with renal radiation • Alternating diarrhoea and constipation with urinary association <p>Mouth / Tongue / Throat</p> <ul style="list-style-type: none"> • Flat ulcers in mouth and throat • Tongue heavily coated, remains so until systemic recovery • Persistent bitter taste, disturbing sleep (especially at night) <p>Abdomen</p> <ul style="list-style-type: none"> • Chronic intestinal catarrh • Flatulent distension • Pain around umbilical region (< deep pressure) • Pricking pain in hypochondria, radiating to renal region and lower limbs • Marked tenderness extending from kidneys to abdomen and bladder <p>Rectum & Stool</p> <ul style="list-style-type: none"> • Diarrhoea and dysentery • May alternate with constipation • Associated with dark, scanty urine
65	<p><i>Stellaria media</i></p>	<p>C.N: Common chickweed F: Carophyllaceae</p>	<p>Characteristic Clinical Sphere</p> <ul style="list-style-type: none"> • Marked soreness of entire GI tract, especially < touch • Keynote: acid dyspepsia with inordinate hunger and thirst • Hepatic enlargement sensation with bilious state



		<p>P: Whole plant</p>	<ul style="list-style-type: none"> • Alternation of constipation and diarrhoea with haemorrhoids Mouth / Teeth • Persistent acrid/drug-like taste • Heat and dryness of mouth • Numbness of gums and tip of tongue • Sensation as if teeth (incisors) are set on edge Appetite & Stomach • Inordinate hunger and thirst • Hyperacidity with acid dyspepsia • Frequent eructation (drug-like taste) • Nausea • Soreness of stomach < touch • Indications: peptic ulcer, colitis Abdomen / Liver • General soreness of stomach and bowels < touch • Umbilical soreness and wandering pain (navel → liver region) • Dragging pain in lower abdomen • Sensation as if liver is enlarged (“too large for body”) • Burning, pressure, and soreness in liver region • Bilious state • Pain in right groin Rectum & Stool • Alternating bowel habit: ○ Loose, dark brown stool with slight pain ○ Constipation with small, hard stool • Haemorrhoids
66	<p><i>Syzygium jambolanum</i></p> 	<p>C.N: Jamun F: Myrtaceae P: Seeds</p>	<p>Characteristic Clinical Sphere</p> <ul style="list-style-type: none"> • GI disturbances associated with metabolic disorders (diabetes) • Keynote: bleeding tendency (scorbutic gums + bloody dysentery) • Chronic dysenteric and diarrhoeal states Mouth / Gums • Excessive thirst • Scorbutic (spongy, bleeding) gums Stomach • Dyspeptic disturbances in diabetic conditions Rectum & Stool • Bloody dysentery (all forms) • Chronic diarrhoea and dysentery
67	<p><i>Taxus bacata</i></p>	<p>C.N: European yew F: Taxaceae</p>	<p>Characteristic Clinical Sphere</p> <ul style="list-style-type: none"> • Irritable GI state with alternating hunger and emptiness • Keynote: viscid, acrid saliva with burning tongue • Epigastric pain sensitive to touch



		<p>P: Leaves, fruits, stem</p>	<ul style="list-style-type: none"> • Alternation of constipation and tenesmus-dominated diarrhoea Mouth / Tongue / Teeth • Dry mouth with increased, viscid, acrid saliva • Burning and pricking in tongue; tongue excoriated, moist, tremulous • Bitter taste (Cinchona-like) • Sensation of coldness in teeth Appetite & Stomach • Violent hunger soon after eating with weakness in stomach region • Frequent desire to eat; active digestion • Sensation of emptiness without hunger • Nausea with salivation; retching and vomiting <ul style="list-style-type: none"> ○ Vomit tenacious, bilious • Epigastric tension and pain < touch • Burning, aching, pinching pains; sensation of needles in stomach Abdomen • Tension and fullness as if overloaded • Squeezing, constrictive abdominal pain • Umbilical aching with borborygmi (< empty stomach) Rectum & Stool • Constipation: hard, dry, difficult stool • Occasional normal or soft stool • Diarrhoea with intense tenesmus and burning during stool
68	<p><i>Terminalia chebula</i></p> 	<p>C.N: Inknut F: Combretaceae P: Fruit, seeds</p>	<p>Characteristic Clinical Sphere</p> <ul style="list-style-type: none"> • Marked rectal tenesmus with scanty, forceful stool • Keynote: profuse salivation with intense thirst + flabby brown-tipped tongue • Flatulent colic with relief after flatus • Ineffectual urging with rectal fullness and sweating during stool • Modalities: < after food, smell of food; > cold drinks, lying down Mouth / Tongue • Profuse salivation with intense thirst for cold water • Sensation of dryness in upper jaw • Foul breath with fetid eructation (especially morning) • Tongue flabby, dry with brown coating at tip; sore and raw • Bitter taste • Gums swollen and hard Appetite & Stomach • Variable appetite (may be increased) • Nausea and vomiting (< smell of food)

			<ul style="list-style-type: none"> • Fullness and slight distension of stomach • Acid and empty eructation • Burning in stomach <p>Abdomen</p> <ul style="list-style-type: none"> • Flatulence with rumbling and gurgling • Heaviness in abdomen <ul style="list-style-type: none"> ○ passing flatus • Colicky, crampy abdominal pain (especially umbilical/lower abdomen) • Pain and burning: <ul style="list-style-type: none"> ○ < after food, after stool, standing ○ cold drinks, lying down • Biliary colic • Stitching pain after eating meat • General weakness with abdominal symptoms <p>Rectum & Stool</p> <ul style="list-style-type: none"> • Frequent ineffectual urging • Stool: <ul style="list-style-type: none"> ○ Scanty, passed with force or not at all ○ Mucoid, offensive, or semi-liquid ○ Alternates with constipation (hard or soft, scanty stool) • Sweating during stool • Itching, fullness, and pressure in rectum • Haemorrhoids (bleeding piles) • Stool often loose towards morning with colic
69	<p><i>Tinospora cordifolia</i></p> 	<p>C.N: Guduchi F: Menispermaceae P: Roots, stem</p>	<p>Characteristic Clinical Sphere</p> <ul style="list-style-type: none"> • Bilious disorder with hepatic involvement (jaundice, enlarged liver) • Keynote: burning epigastric pain > after stool • Alternating constipation and offensive diarrhoea • Gum abscess with characteristic discharge + dental sensitivity • Modalities: < after eating, morning; > after stool <p>Mouth / Teeth / Tongue</p> <ul style="list-style-type: none"> • Dry mouth and tongue with increased thirst • Bitter taste, especially with morning vomiting • Salivation with occasional metallic taste (night) • Gum abscesses: swollen, tender, may suppurate with chocolate-coloured discharge • Toothache (carius teeth) <ul style="list-style-type: none"> ○ < hot/cold, touch, pressure, thinking ○ Pain radiates to ear and temple <p>Appetite & Stomach</p> <ul style="list-style-type: none"> • Loss of appetite • Bilious, sour vomiting (often with fever; morning aggravation)

			<ul style="list-style-type: none"> • Nausea (may occur with brushing, headache) • Burning in epigastrium < eating; > after stool • Sour eructation < eating; > after stool • Cramping gastric pain <ul style="list-style-type: none"> ○ < 2 hours after eating, afternoon • Thirst variable (increased during fever; sometimes thirst less) <p>Abdomen / Liver & Spleen</p> <ul style="list-style-type: none"> • Torpid liver with enlargement of liver and spleen • Jaundice • Gripping, colicky pain around umbilicus and upper abdomen • Mild cutting pain in lower abdomen • Heaviness in suprapubic region < before urination; > after urination • Abdominal pain associated with loose stool <p>Rectum & Stool</p> <ul style="list-style-type: none"> • Marked irregular bowel pattern: <ul style="list-style-type: none"> ○ Constipation: hard, large, black stool; straining; offensive flatus ○ Diarrhoea: loose, offensive, black or yellow-pasty stool • Stool may be: <ul style="list-style-type: none"> ○ Mucous, frothy, narrow stream, scanty or pasty • Burning in rectum < during and after stool • Frequent urging with bloated abdomen • Bleeding piles • Diarrhoea associated with prostration and colicky pain
70	<p><i>Trichosanthes dioica</i></p> 	<p>C.N: Pointed guard. F: Cucurbitaceae P: Leaves, Roots</p>	<p>Characteristic Clinical Sphere</p> <ul style="list-style-type: none"> • Bilious diarrhoea with copious greenish stools and exhaustion • Keynote: extreme morning hunger with water-brash and mucus vomiting • Hepato-splenic enlargement with abdominal heat (11 AM) • Vomiting aggravated by drinking water <p>Mouth / Throat</p> <ul style="list-style-type: none"> • Dry mouth and throat with marked thirst • Slimy salivation with constant water-brash • Bitter, bad, or insipid taste <p>Appetite & Stomach</p> <ul style="list-style-type: none"> • Extreme hunger, must eat in the morning • Strong desire for cold food and drinks • Nausea with water-brash • Vomiting of stringy mucus, sometimes blood-streaked • Eructation and vomiting after drinking water • Nausea may be triggered by smell

			<p>Abdomen / Liver & Spleen</p> <ul style="list-style-type: none"> • Distension with gurgling and uneasiness • Empty sensation in abdomen • Heat in abdomen (around 11 AM) • Enlargement of liver and spleen with pain <p>○ < sneezing, coughing, movement</p> <p>Rectum & Stool</p> <ul style="list-style-type: none"> • Copious, greenish-yellow, bilious diarrhoea • Stool mixed with mucus or blood • May be painless or with urging and colic • Frequent stools causing exhaustion and weakness • Smarting pain in anus
71	<p><i>Tylophora indica</i></p> 	<p>C.N: Indian ipecac F: Asclepiada ceae P: Whole plant</p>	<p>Characteristic Clinical Sphere</p> <ul style="list-style-type: none"> • Irregular bowel habit with alternating constipation and diarrhoea • Keynote: abdominal pain relieved by vomiting or flatus • Offensive stool with undigested food particles • Anal burning and swelling relieved by cold <p>Abdomen</p> <ul style="list-style-type: none"> • Griping and cramping abdominal pain (especially upper abdomen) <p>○ < empty stomach, lying, sitting</p> <p>○ after vomiting</p> <ul style="list-style-type: none"> • Right lower abdominal pain <p>○ lying down, passing offensive flatus</p> <ul style="list-style-type: none"> • Left lower abdominal pain with constipation <p>○ hard pressure</p> <ul style="list-style-type: none"> • Pain in right hypochondria <p>Rectum & Stool</p> <ul style="list-style-type: none"> • Alternating bowel pattern: <p>○ Constipation: dry, hard, scanty brown stool (first hard, later soft)</p> <p>○ Diarrhoea: watery, offensive stool with undigested food</p> <ul style="list-style-type: none"> • Diarrhoea: <p>○ < night, after cold food</p> <p>○ Associated with flatulence and weakness</p> <ul style="list-style-type: none"> • Burning pain in anus during stool • Swelling around anus <p>○ cold applications</p> <ul style="list-style-type: none"> • Itching in anus (< washing)
72	<i>Urtica urens</i>	<p>C.N: Annual nettle, Dwarf nettle,</p>	<p>Characteristic Clinical Sphere</p> <ul style="list-style-type: none"> • Dysentery with profuse mucus and tenesmus • Keynote: GI symptoms following suppression of skin eruptions • Egg-white mucus stool with severe abdominal pain

		F: Urticaceae P: Whole plant	<ul style="list-style-type: none"> • Rectal irritation with itching (worms) and haemorrhoids Mouth • Mouth sores <p>Appetite & Stomach</p> <ul style="list-style-type: none"> • Loss of appetite • Nausea with burning in throat • Vomiting, especially after suppression of skin eruptions (e.g., nettle rash) <p>Abdomen</p> <ul style="list-style-type: none"> • Soreness in bowels (< lying down, pressure) • Sensation as if abdomen filled with fluid (gurgling/water sound) • Pain in left hypochondria • Umbilical pain associated with dysenteric stool • Possible hepatic involvement (tumour-like states) <p>Rectum & Stool</p> <ul style="list-style-type: none"> • Dysenteric stools: <ul style="list-style-type: none"> ○ Slimy, mucous, greenish-brown or white/yellow ○ May resemble egg-white mucus • Tenesmus with colic-like pains • Burning and rawness in anus during and after stool • Constipation alternating with diarrhoea/dysentery • Bloody mucoid stool (enteritis) • Haemorrhoids with itching and burning • Rectal irritation from worms (ascarides/pinworms) <ul style="list-style-type: none"> ○ Intense itching, especially evening
73	<i>Vernonia anthelmintica</i> 	C.N: Ironweed F: Compositae P: Whole plant	<p>Characteristic Clinical Sphere</p> <ul style="list-style-type: none"> • Worm affections (helminthiasis) • Keynote: night grinding of teeth with intestinal irritation • GI disturbances secondary to parasitic infestation <p>General / Key Indication</p> <ul style="list-style-type: none"> • Anti-helminthic action (especially threadworm infestation) <p>Mouth / General Features</p> <ul style="list-style-type: none"> • Grinding of teeth at night (indicative of worm irritation) <p>Rectum & Stool</p> <ul style="list-style-type: none"> • Worm infestation symptoms <ul style="list-style-type: none"> ○ Especially threadworms (pinworms) • Associated GI disturbances due to worms
74	<i>Viola odorata</i>	C.N: Sweet scented violet	<p>Characteristic Clinical Sphere</p> <ul style="list-style-type: none"> • Worm infestation with rectal itching • Keynote: afternoon anal itching + ineffectual constipation

		<p>F: Violaceae P: Flowers</p>	<ul style="list-style-type: none"> • Associated aphthous mouth with dryness of palate • Flatulent abdominal distension Mouth / Teeth • Dryness of hard palate (as if completely dried) • Aphthous ulcers • Tearing pain in teeth (right lower) Appetite & Stomach • Desire for meat Abdomen • Abdominal distension Rectum & Stool • Constipation with ineffectual urging • Helminthiasis (worm infestation) • Itching of anus, especially in afternoon
75	<p><i>Viscum album</i></p> 	<p>C.N: Mistletoe F: Viscaceae P: whole plant</p>	<p>Characteristic Clinical Sphere</p> <ul style="list-style-type: none"> • Highly irregular bowel function (constipation alternating with explosive diarrhoea) • Keynote: ravenous hunger with 11 AM emptiness • Explosive, offensive diarrhoea with rectal constriction and haemorrhoids • Flatulent distension relieved by flatus and bending backward • Marked hepatic involvement with burning pains Mouth / Tongue / Teeth • Sudden profuse salivation • Unpleasant taste on waking • Tongue ochre-yellow coated up to the tip; sore • Bleeding gums • Altered taste (e.g., change in desire for cigarettes) Appetite & Stomach • Ravenous appetite; marked hunger (especially evening) • Emptiness at 11 AM • Desire for alcohol (whiskey) • Burning gastric pain (morning) > eating • Eructation, heartburn, nausea (often during headache, > vomiting) • Sticking pains (night, 1-3 AM) • Sensation of pressure as from stones in stomach Abdomen / Liver • Distension with rumbling and meteorism • Flatulent pain > bending backward and passing flatus • Burning abdominal pain with hepatic involvement • Pulsation and constriction in abdomen • Pain in inguinal regions (left and right; radiating) • Sensation of intestinal inactivity ("paralysis") Rectum & Stool • Marked irregular stool pattern:

			<ul style="list-style-type: none"> ○ Constipation: hard, lumpy, incomplete stool with tenesmus ○ Diarrhoea: <ul style="list-style-type: none"> ▪ Explosive, foamy, watery, offensive stool ▪ Night aggravation • Constriction in rectum • Haemorrhoids: bleeding (bright red), itching, burning, stitching pain • Offensive flatus • Stitching rectal pain after midnight, on lying down
--	--	--	---

References:

1. Homoeopathic Materia medica of Indian drugs. New Delhi: Central Council for Research in Homoeopathy; 2014.
2. Boericke W. Boericke's new manual of homoeopathic materia medica with repertory: including Indian drugs, nosodes, uncommon rare remedies, mother tinctures, relationships, sides of the body, drug affinities, & list of abbreviations. New Delhi: B. Jain Publishers; 2007.
3. Banerjee P. Materia Medica of Indian Drugs. 1977.
4. Ghosh, S.C., *Drugs of Hindoosthan*. Calcutta: Hahnemann Publishing Company.