



IJAYUSH
International Journal of AYUSH
AYURVEDA, YOGA, UNANI, SIDDHA AND HOMEOPATHY
<http://internationaljournal.org.in/journal/index.php/ijayush/>

International Journal
Panacea
Research library
ISSN: 2349 7025

Original Research Article

Volume 12 Issue 5

Sept.-Oct. 2023

ROLE OF POTENCY SELECTION IN A CASE OF PARAPHIMOSIS REMITTED WITH SIMILAR COMPLAINTS DUE TO SAME CAUSATION: A CASE REPORT

***Dr. Raja Satish Kumar Bilugudi¹, Dr Gouri Ningthoujam²**

¹Associate Professor (Organon of Medicine & Homoeopathic Philosophy)

MNR Homoeopathic Medical College, MNR Nagar, Fasalwadi, Sangareddy, Telangana, India

²Lecturer (Organon of Medicine & Homoeopathic Philosophy)

North Eastern Institute of Ayurveda & Homoeopathy, (Under Ministry of AYUSH, New Delhi), Mawdiangdiang, Shillong, India

***Corresponding author's Email ID: rajasatishbilugudi@gmail.com**

Abstract

Paraphimosis is a urologic emergency which occurs in uncircumcised or partially circumcised males where the foreskin is retracted for prolonged periods causing constriction of the glans penis thereby resulting in penile pain and oedema. Delayed reduction of the foreskin can be catastrophic as necrosis may occur due to ischemia. In this present case, a patient with paraphimosis was treated with homoeopathic medicine *Mercurius solubilis* 30 initially but the same medicine did not bring any change when patient presented with similar complaints due to the same causation for the second time. Whereas *Mercurius solubilis* after considering his constitution, prescribed in 50 millesimal potency brought cure in the patient.

Keywords Paraphimosis, Homoeopathy, *Mercurius solubilis*, 50 millesimal potency, Homopath Fire-fly Mobile App.

Abbreviation used OD - Once a day; SL - Saccharum lactis

Introduction

Paraphimosis is a common urologic problem that represents a true medical emergency of the foreskin which occurs in uncircumcised or partially circumcised men.^[1,2] When the foreskin is retracted for an extended period of time, there is entrapment of the tight prepuce proximal to the corona forming a tight band of constricting tissue which cannot be reduced (i.e. pulled back to its normal flaccid position covering the glans penis).^[2,3] This circumferential ring of tissue can impair the blood and lymphatic flow to and from the glans and prepuce causing venous occlusion, oedema and eventual arterial occlusion with penile pain. ^[1,2,4] The progressive oedema hinders reduction of the foreskin over the glans, and the compromise of arterial flow can lead to necrosis of the glans penis due to ischemia and it can result in gangrene and amputation of the glans penis. ^[1,4]

The principle remedies of paraphimosis are *Mercurius*, *Nit-acid*, *Sepia*, *Thuja*, *Cannabis*, *Sulphur*, *Arnica*, *Rhus-tox*, and *Euphrasia*. ^[5] For paraphimosis, it is mentioned by another author under the main remedy *Mercurius solubilis Hahnemanni*. ^[6] In homoeopathy, we treat this disease with *Cannabis*, *Sabina*, *Mercurius sol.*, and, in dangerous cases, we may have to resort to the operation. ^[7] Paraphimosis: *cann.*, *canth.*, *cinn.*, *merc.*, *puls.*, *sulph.* ^[8] *Colocynth* has lately been employed with success in obstinate cases, and has been recommended in preference to all other medicines for effecting or facilitating reduction. ^[9]

Case Report

A male patient aged about 23 years, residing in Hyderabad and working as a software engineer came with the complaints of swelling and pain of prepuce of his penis since 1 month.

History of presenting complaints

The patient was apparently healthy one month back, but one day he observed a slight swelling of the prepuce after masturbation. Swelling gradually increased by the next day and became painful on touch. He cannot even tolerate the touch of his underwear he was wearing. The patient was experiencing severe congestion and tightness of his glans penis.

On the third day, he consulted an allopath and was diagnosed as paraphimosis, so he took medication for a week and was advised to undergo surgery.

After a week, the pain was reduced slightly but swelling was the same as before even after the treatment. He waited for another three days and again consulted him for the follow up. In the second visit, the patient was advised to undergo circumcision. He was little sceptical to undergo with surgery, so he consulted us for help with homoeopathy. Basing upon the presenting symptomatology *Mercurius solubilis 30* was prescribed for 3 days. After taking this medicine, the pain and swelling were reduced and the patient was happy as his complaints were relieved. But he came with the same complaints again after a week which aroused after masturbation. So, again *Mercurius solubilis 30* was prescribed for 3 days. But this time, there was no change in either the pain or swelling. Then we gave a thought to prescribe an anti-miasmatic remedy by considering his constitution.

Past History

1. Suffered from chicken pox at the age of 8 years but no treatment was taken by the patient.
2. Suffered from jaundice at the age of 15 years, took homoeopathic treatment and got better.

Family History

1. Father aged about 52 years, took homoeopathic treatment for haemorrhoids in the year 2016 and got cured without any relapse till today.
2. Mother aged 50 years and sister aged about 21 years were apparently healthy.

Personal History

Appetite- His appetite is good, eats food thrice a day and likes to eat vegetarian food mostly, and hardly eats *meat as he does not like meat much, and eats once in two months that too very little.*

Thirst- Drinks 3 litres a day no specific time.

Urine- Profuse, 3-4 times a day. Very rare passing of urine in the night. *Offensive* urine, even after flushing, washroom smells for few minutes.

Bowels- Once in a day. Slight burning pain after every stool, patient himself narrated that his stool might be sour as every time he passes stool it burns around anus. Stools are slight offensive.

Perspiration - Generalised perspiration, when it dries up it leaves a white sediment. Patient feels his perspiration is too salty. When he plays badminton or volley ball *perspiration sometimes touches his eyes which burns him like anything.*

Sleep- Refreshing.

Dreams- No specific dreams.

*Sexuality-*He is single, masturbates quite often. *Patient observed that whenever he spits on his genitalia during masturbation, he experiences slight burning sensation on glans and the skin of testes. Thin layer of inflammation forms on the skin of testes on the next day of masturbation. That layer of inflammation can be removed like a whole layer after 2 or 3 days. He observed this formation of thin layer on the skin of testes only when he spits on his genitals while masturbating.*

Thermals - Prefers warm days rather than cold days. Prefers hot food to eat and likes to drink hot tea twice a day; and in winters and rainy seasons he takes tea quite often. Desires to take bath with warm water.

Life Space

He attained his milestones of development on time. As a toddler, he used to eat chalk and even in school he used to eat slate pencils a lot and once he got admitted in hospital for abdominal colic at the age of 5. Gradually he lost the habit as he grew up.

As he is the only son in the family, he used to help his father in fields doing agriculture and looking after their cattle. He used to take care of their cattle and takes out milk and sells to local people. Right from childhood, he is into this strong physical activity. In general, he always complains pain in extremities especially joints due to his physical work

especially in the early morning and evening, and cold climate. He completed his graduation and got a decent job a few months back. Since then, he stopped his daily routine of taking care of the cattle and agriculture work as he was busy in doing his job with varied shifts of time.

As he is typical village guy, he never experienced eating burger and pizza. After he got into his job, his friends used to order these burgers and pizzas in office. He tried it but noticed that he does not like the taste of bread and since then he never ate bread.

He got this habit of masturbation since he was 17 years. He feels that his penis is small or not big enough and the patient was asking if it is of normal size. He gets this thought quite often and feels whether he can satisfy a woman. Every day before he sleeps, he masturbates and as mentioned earlier he observed that his saliva is so acrid that it inflames his genitalia.

Examination

Inspection- Swelling of prepuce with congestion and redness.

Palpation- Tenderness on touch.

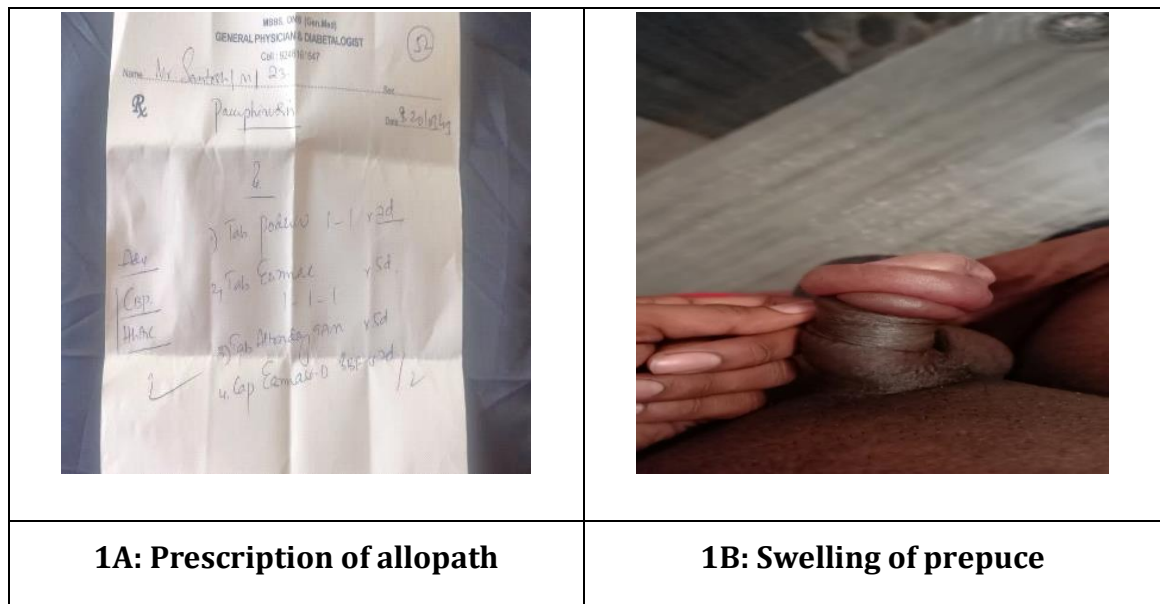


Fig.1: Before treatment photographs

Provisional diagnosis- Paraphimosis**Table 1: Case Processing - Analysis of the Case and Evaluation of symptoms**

Sl. No.	Symptoms	Miasmatic Analysis ^[10,11]
Symptoms of the individual		
<i>Physical Generals</i>		
1.	Mouth-Saliva:Acrid	Psora, Sycosis
2.	Stomach-Aversion:Meat	Psora, Syphilis, Latent Psora
3.	Stomach-Aversion:Bread	Psora
4.	Perspiration-Acrid	Sycosis
5.	Urine-Odour:Offensive	Psora, Syphilis
6.	Stool-Acrid,corrosive,excoriating	Psora, Sycosis
Symptoms of the disease		
<i>Particulars</i>		
7.	Genitalia-male-Masturbation:disposition	Psora
8.	Genitalia-male-Phimosis:Paraphimosis	--
9.	Extremities-pain-Pain:Rheumatic:Cold;after a	Psora, Sycosis

Hahnemannian clinical classification and Miasmatic diagnosis

This is a dynamic true chronic fully developed mixed miasmatic disease with psoro-sycotic predominance.

Totality of the case

1. Acrid saliva.
2. Aversion to meat.

3. Aversion to bread.
4. Acrid perspiration.
5. Offensive odour of urine.
6. Slight burning pain after every stool.
7. Habit of masturbation.
8. Redness and swelling of prepuce and glans penis.
9. Pain in the extremities especially joints, aggravated especially in cold weather.

Table 2: Repertorial totality

Sl. No.	Symptoms	Rubrics
1.	Acrid saliva	Mouth-Saliva:Acrid
2.	Aversion to meat	Stomach-Aversion:Meat
3.	Aversion to bread	Stomach-Aversion:Bread
4.	Acrid perspiration	Perspiration-Acrid
5.	Offensive odour of urine	Urine-Odour:Offensive
6.	Slight burning pain after every stool	Stool-Acrid,corrosive,excoriating
7.	Habit of masturbation	Genitalia-male-Masturbation:disposition
8.	Redness and swelling of prepuce and glans penis	Genitalia-male-Phimosi:sParaphimosis
9.	Pain in the extremities aggravated especially in cold weather	Extremities-pain-Pain:Rheumatic:Cold;After a

Repertorisation

Repertorisation was done using Kent's repertory in Hompath Fire-fly Mobile App. ^[12]

Repertorisation								
Filters Applied: Sort by Totality								
Symptoms: 9								
Remedies: 179								
Remedy Name	Merc	Nit-ac	Nat-m	Sulph	Nux-v	Puls	Chin	
Totally / Symptoms Covered	16 / 8	16 / 7	11 / 6	11 / 6	11 / 5	11 / 5	10 / 5	
[Kent] [Mouth]Saliva:Acrid: (12)	2	2						
[Kent] [Stomach]Aversion:Meat: (88)	2	2	2	3	3	3	3	
[Kent] [Stomach]Aversion:Bread: (30)		2	3	1	2	2	3	
[Kent] [Perspiration]Acrid: (14)	1							
[Kent] [Urine]Odour:Offensive: (90)	2	3	1	3	2	2	1	
[Kent] [Stool]Acrid,corrosive,excoriating: (56)	3	2	3	2	2	3	2	
[Kent] [Genitalia male]Masturbation,disposition: (26)	1		1	1	2	1	1	
[Kent] [Extremities pain]Pain:Rheumatic:Cold:After a: (14)	2	2		1				
[Kent] [Genitalia male]Phimosis:Paraphimosis: (11)	3	3	1					

Fig.2: Repertorial sheet

Prescription - As we are not sure of the symptom *aversion to bread*, *Nit acid* was ignored and prescribed *Mercurius solubilis* 0/1 OD for 15 days on 20/04/2023.

Table 3: Therapeutic intervention with follow up

Date	Symptom response	Prescription
08/05/2023	Pain has been reduced completely, but redness, congestion and swelling still persists	<i>Mercurius solubilis</i> 0/1, OD for 15 days
20/05/2023	Redness has been reduced and no congestion. Slight Swelling was reduced too.	<i>Mercurius solubilis</i> 0/1 OD for 15 days
05/06/2023	No further change, swelling still persists	<i>Mercurius solubilis</i> 0/2 OD for 15 days
17/06/2023	Swelling was completely reduced on 9 th day of taking the medication, <i>Mercurius solubilis</i> 0/2	Advised not to take <i>Mercurius solubilis</i> 0/2 anymore and given SL for 1 week.

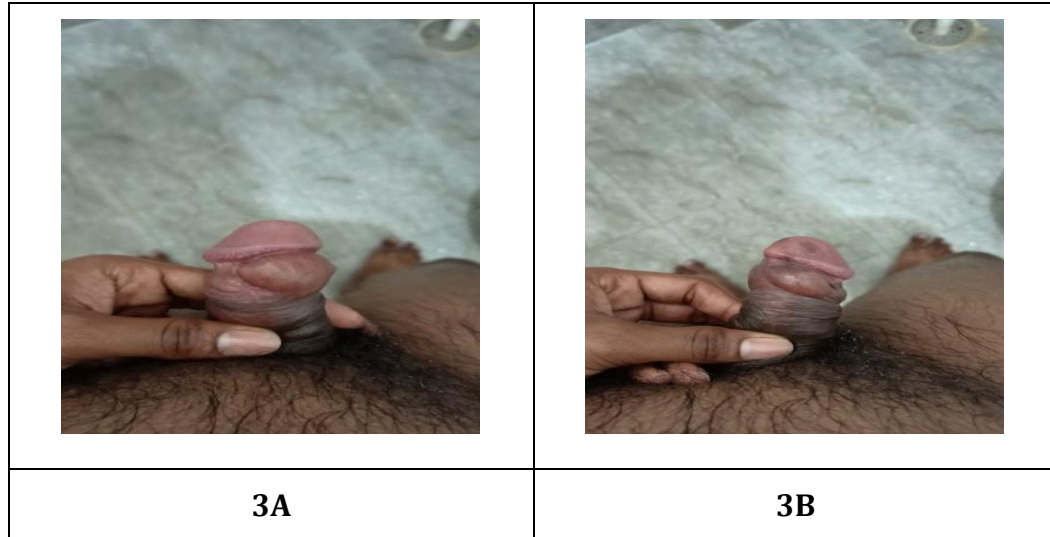


Fig.3: During treatment photographs




Fig.4: After treatment photographs

Discussion & Conclusion

In this case of paraphimosis, the patient was treated acutely with *Mercurius solubilis 30*, which made him totally fine. But when it was remitted, the same remedy with the same potency did not bring any change in the patient.

Regarding the selection of potency **Hahnemann** has mentioned in **§ 247 (6th edition)**, "*It is an unexecutable project to repeat the same, unmodified dose of a medicine even once, let alone many times..... The previous dose has already carried out the expected*

alteration of the life principle's tunement..... The patient can only become sick in a different way by such an unmodified dose....." [13]

Stuart Close says that *"the more similar the remedy, the more clearly and positively the symptoms of the patient take on the peculiar and characteristic form of the remedy, the greater the susceptibility to that remedy, and the higher the potency required."*[14]

Wenda Brewster O'Reilly adds, *"The life force resists repeated, unchanged doses, which aggravate the patient's condition. When each new dose is slightly heightened in potency, the life force is brought closer to cure without ill effect."* [15]

Therefore, by considering the constitution (miasm) of the patient, we got strong general characteristics indicating the same remedy but of different potency, thus, *Mercurius solubilis 0/1* followed by *Mercurius solubilis 0/2* was prescribed, which brought cure in the patient.

Informed Consent

Patient written consent was taken before case taking for confidentiality of his identity.

Conflict of Interest

None

Financial Support

None

References

1. Brunucardi FC, et al. Schwartz's Principles of Surgery. Tenth Edition. Copyright @ 2015 by McGraw-Hill Education. Pp. 1664.
2. Jong MC. Paraphimosis: Current Treatment Options. American Family Physician. [Accessed on 30 May 2023]
3. Raveendar C, Banoth K. Evidence-based homoeopathy: A case of acute paraphimosis with balanitis. Indian J Res Homoeopathy 2013; 7:133-6.
4. <https://emedicine.medscape.com/article/442883-overview-2883-overview>

5. Freligh M. Homoeopathic Practice of Medicine: Embracing the History, Diagnosis and Treatment of Diseases in General, Including Those Peculiar to Females, and the Management of Children. Holman, Gray & Co., Printers, New York 1854. Pp. 473-474 <https://books.google.co.in/> [Accessed on 8 August 2023]
6. Hartmann F. Practical Observations on Some of the Chief Homoeopathic Remedies, Volume 1. E. G. Dorsey, Printer, Library Street, Philadelphia 1841. Pp. 127-128. Pp. 68-69. <https://books.google.co.in/> [Accessed on 9 August 2023]
7. Gollmann, Wilhelm, Hempel, Charles J. The Homœopathic guide in all disease of the urinary and sexual organs, including the derangements caused by onanism and sexual excesses: with a strict regard to the present demands of medical science and accompanied by an appendix on the use of electro-magnetism in the treatment of these diseases. Published by Rademacher & Sheek, New York 1855. Pp. 65. <https://quod.lib.umich.edu/m/moa/ARB3584.0001.001?rgn=main;view=fulltext> [Accessed on July 7 2023]
8. Lilienthel S. *Homoeopathic Therapeutics*; Second Revised and Enlarged Edition. Publisher: Boericke & Tafel, New York, Philadelphia 1879. Pp. 332.
9. Berjeau J PH. Homoeopathic treatment of Syphilis, Gonorrhoea, Spermatorrhoea and Urinary Diseases. B. Jain Publishers (P) Ltd., Delhi. Reprint Edition 2001. Pp. 68-69. <https://books.google.co.in/> [Accessed on 9 August 2023]
10. Patel R. Chronic miasms in Homoeopathy and their cure with classification of their rubrics/symptoms in Dr. Kent's repertory. Indian Ed. New Delhi: Indian Books and Periodicals; 1996.
11. Handbook on Homoeopathy: Case Taking to Prescribing. CCRH, New Delhi. Pp. 93.
12. Shah JJ. Hompath Firefly Mobile App (Version 6.0). Mind Technologies Private Limited.
13. Hahnemann S. Organon of Medicine, Translated by Dudgeon RE, Boericke W. 5th & 6th ed. New Delhi: B. Jain Publishers (P) Ltd; 2010.

14. Close S. The Genius of Homoeopathy Lectures and Essays on Homoeopathic Philosophy with Word Index. Second Edition 9th Impression New Delhi: B. Jain Publishers (P) Ltd.; 2015. Pp. 238.
15. Hahnemann S. Organon of the Medical Art. Edited and Annotation by Wenda Brewster O'Reilly. First Indian Edition 4th Impression New Delhi: B. Jain Publishers (P) Ltd.; 2010. Pp. 219.